

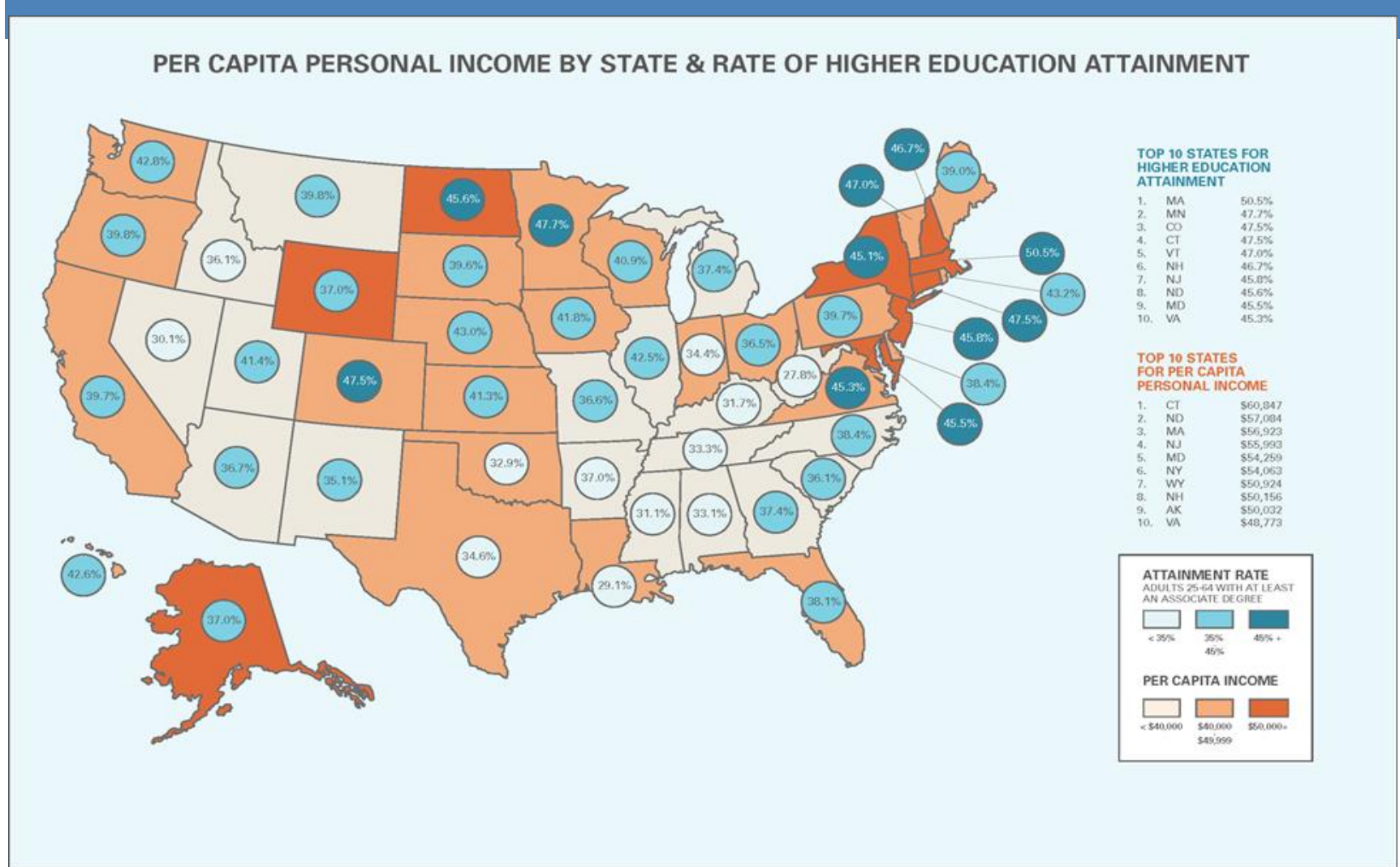


BOARD OF
REGENTS
STATE OF IOWA

FUNDING THE FUTURE: STATE APPROPRIATIONS FOR IOWA'S REGENT INSTITUTIONS

Fiscal 2016

Higher Education and Income Levels

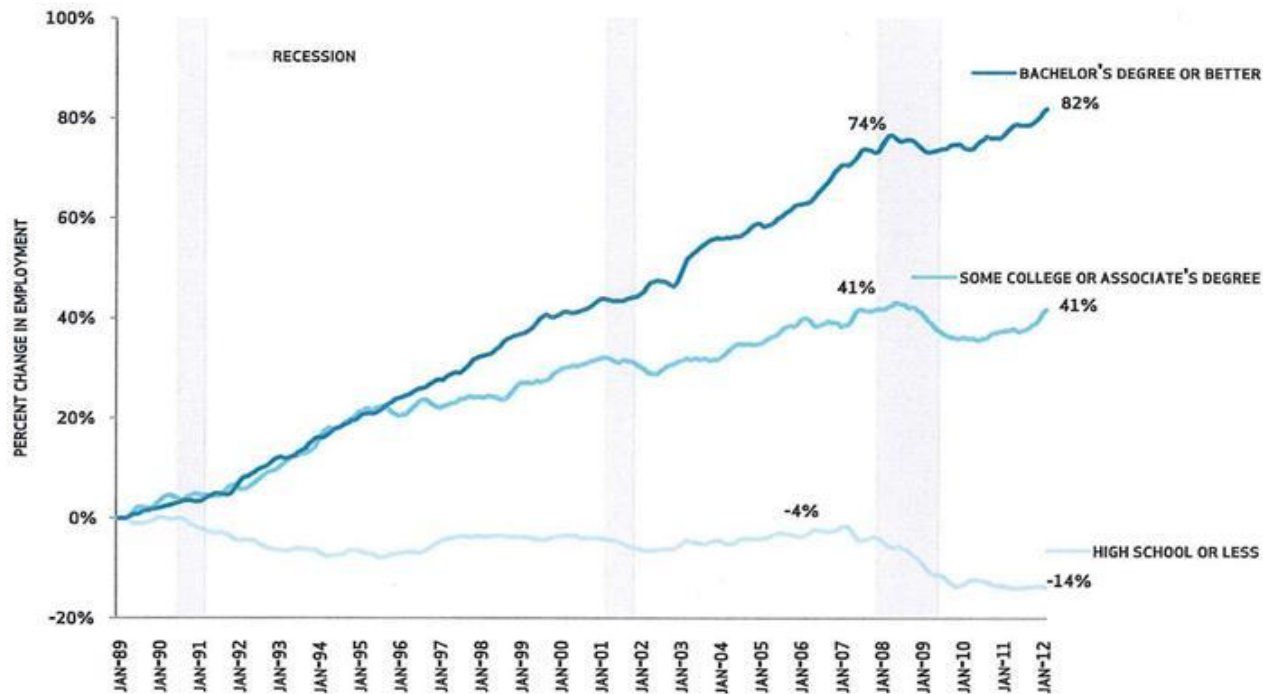


Job Recovery

3

The highest job growth post-recession has been for holders with a bachelor's degree or better.

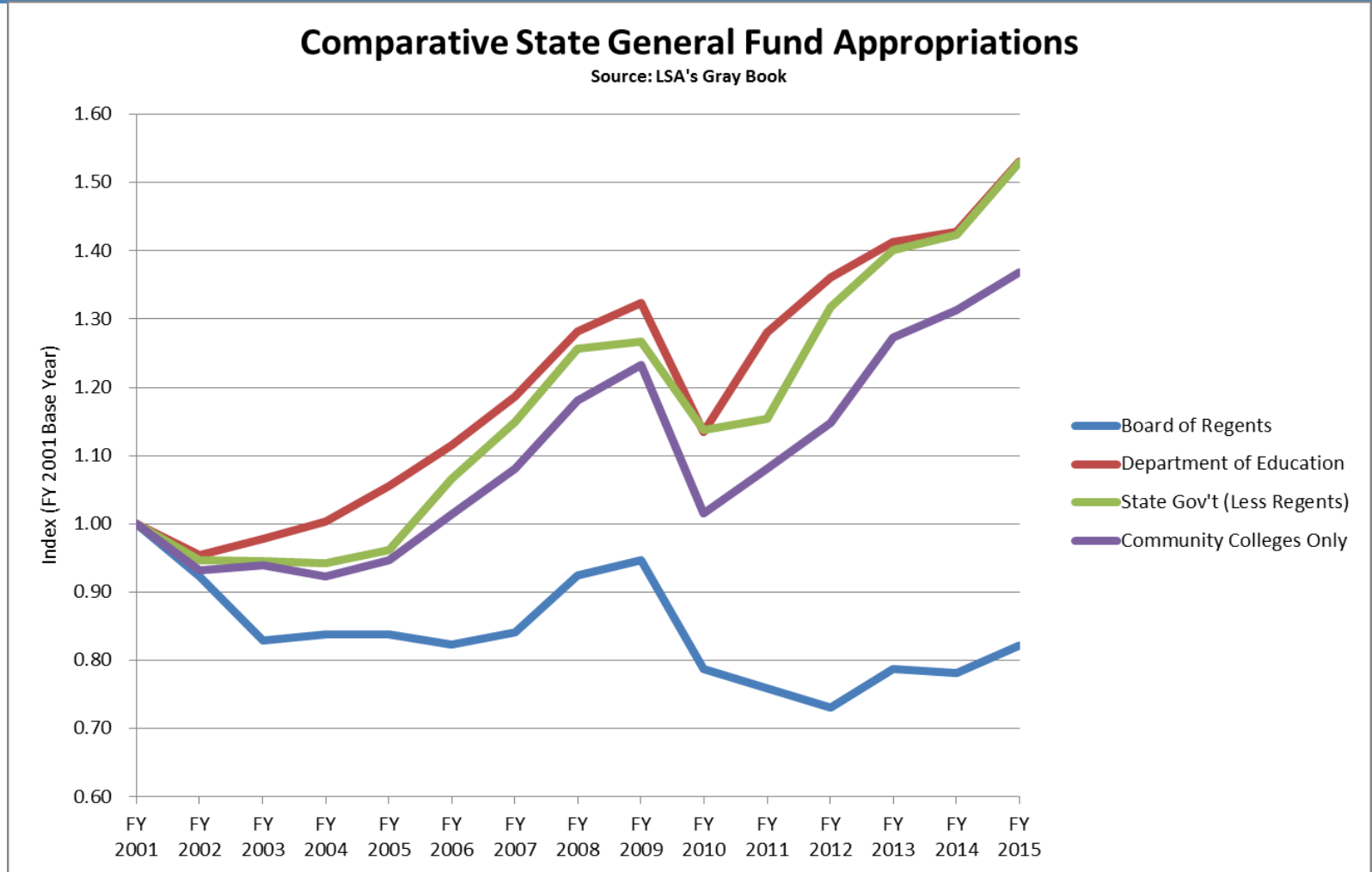
FIGURE 2: Jobs 1989–2012—by educational attainment



Note: Total employment of workers aged 18 and older is a CEW estimate from the CPS. Monthly employment numbers are seasonally adjusted using the U.S. Census Bureau X-12 procedure and smoothed using four-month moving averages. Areas shaded in gray indicate periods of recession as reported from the National Bureau of Economic Research.

Comparative State General Fund Appropriations

4

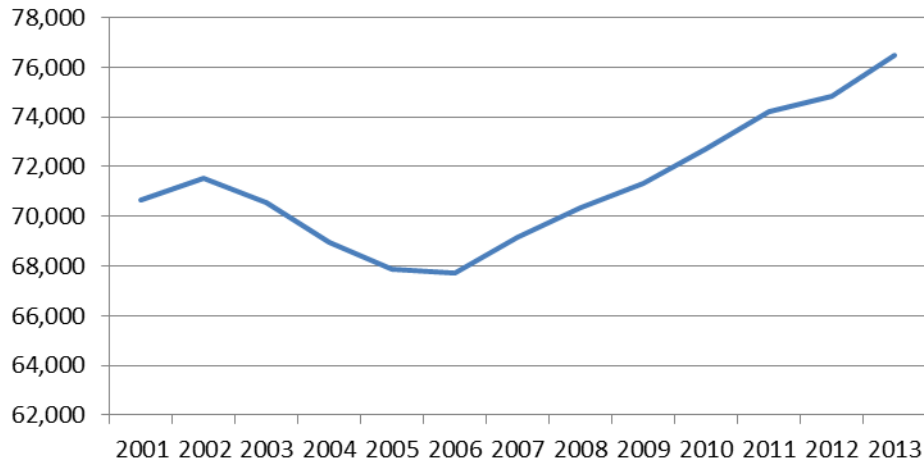


Source: LSA's Gray Book

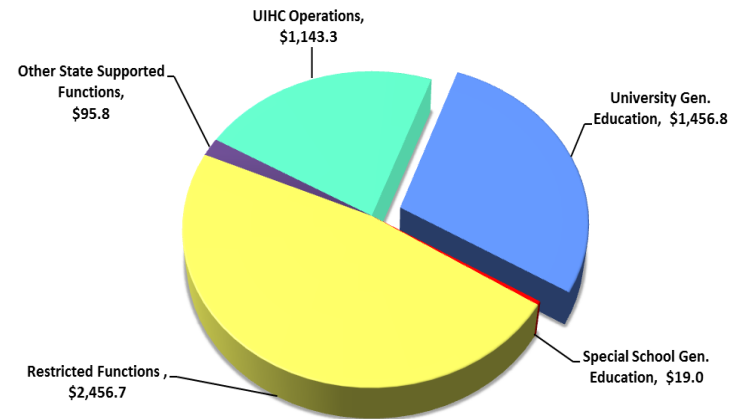
Iowa's Public Institutions at a Glance

5

Fall Headcount Enrollment



REGENT FY 2015 ENTERPRISE ADOPTED BUDGET - \$5.2 billion

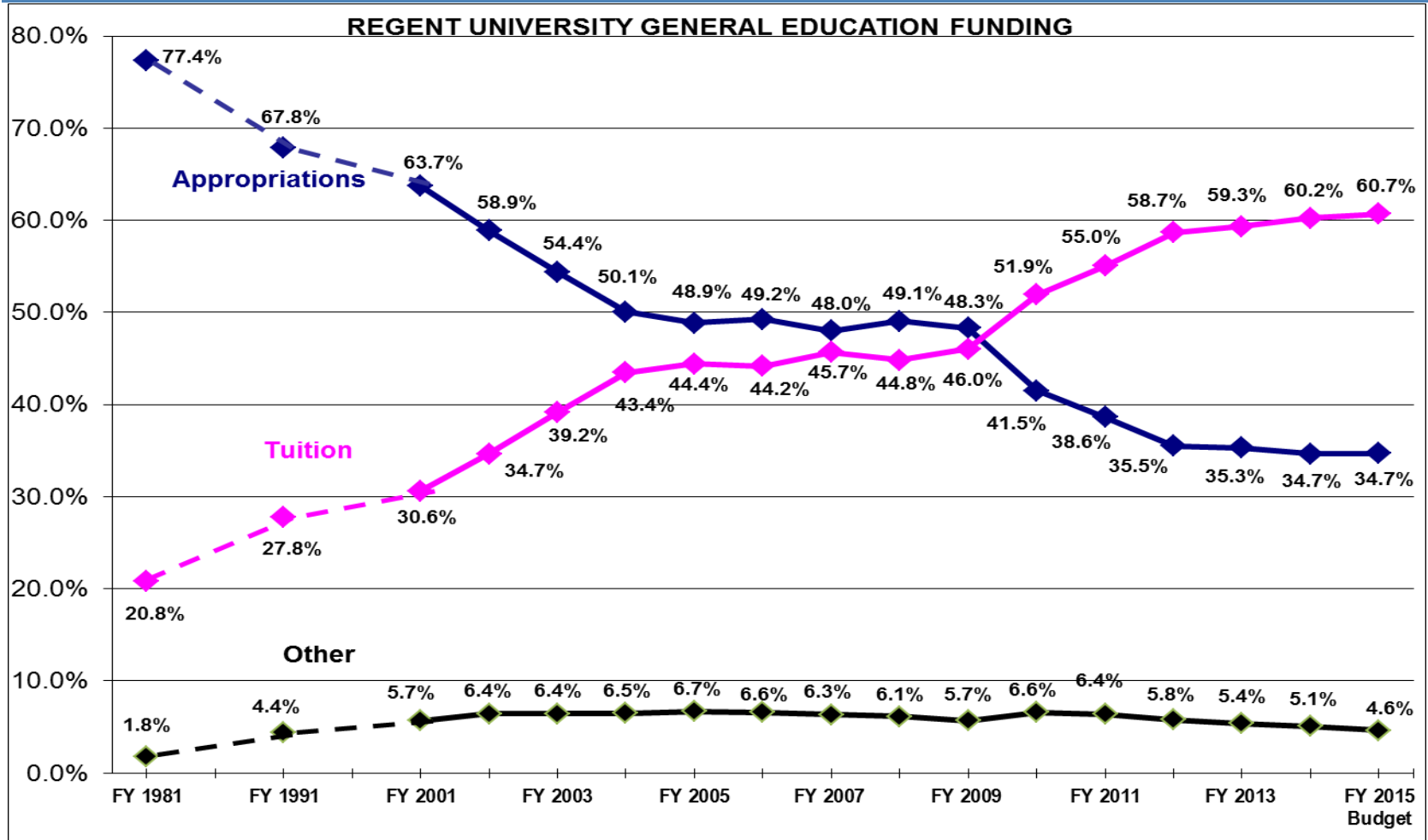


EDUCATIONAL VALUE	IN-STATE		OUT-of-STATE	
	Regent Universities	Public 4-Year Universities	Regent Universities	Public 4-Year Universities
Average Annual Tuition & Fee Increases from FY 2009 to FY 2014	15%	27%	17%	19%

Source: College Board's "Trends in College Pricing"

Change in General University Funding Sources

6



Higher Education Operating Appropriations Request

7

- *Highest Priority* – maintain base funding to support the public universities’ mission of education, outreach and public service **\$501.0M**
 - Incremental funding increase of 1.75% to cover projected inflation **\$8.8M**
- \$509.8M**




Higher Education Special Purpose Appropriations Request

8

FY 2015 Recurring Appropriations	\$ 73.7M
Incremental Funds	<u>1.3M</u>
Proposed Total Appropriations	\$ 75.0M

Strategic Initiatives

9

 SUI	• Belin-Blank Academy	\$500,000
	• Autonomous Intelligent Machines & Systems	\$1,000,000
 ISU	• Leading the Bioeconomy	\$5,000,000
	• Agriculture Experiment Station	\$515,000
	• Small Business Development Centers	\$276,000
 UNI	• Bachelor of Applied Sciences	\$1,500,000
	• Entrepreneur & Small Business Support	\$1,500,000
		Total \$10,291,000

Special Schools

10

FY 2015 Recurring Appropriations	\$ 13,401,412
Incremental Funds	532,304
Strategic Initiative – Regional Center	<u>232,500</u>
Proposed Total Appropriations	\$ 14,166,216

Economic Development & Commercialization

11

Selected Highlights FY 2013

- ❑ \$791.7M in sponsored funding
- ❑ 206 new intellectual properties
- ❑ 185 new patent applications; 100 new patents awarded
- ❑ 274 new license and agreements on intellectual property
- ❑ \$49.6 million generated by Iowa companies as a direct result of university technologies
- ❑ 2,846 Iowans employed at 134 companies at the University Research Parks

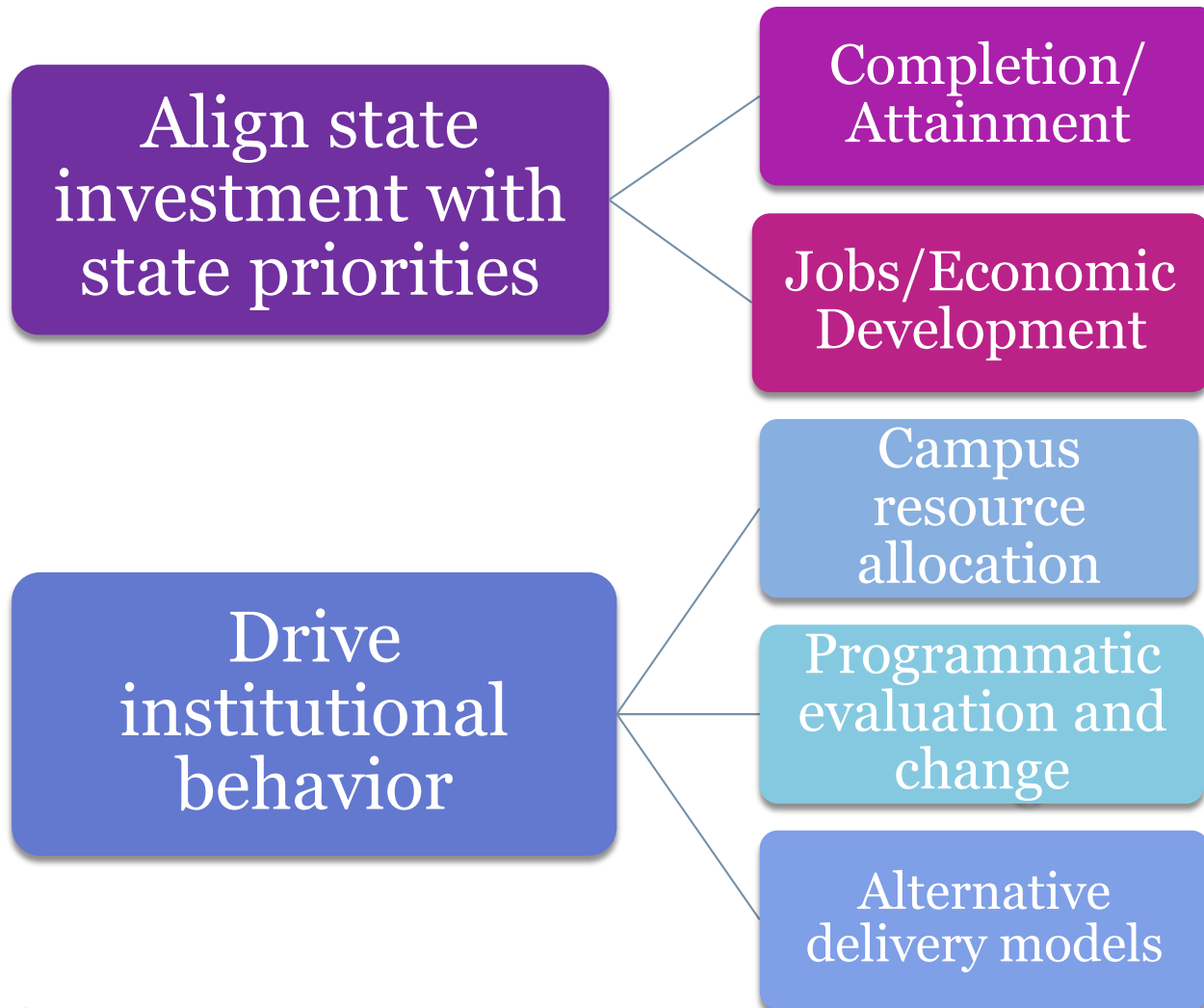
Economic Development Request

12

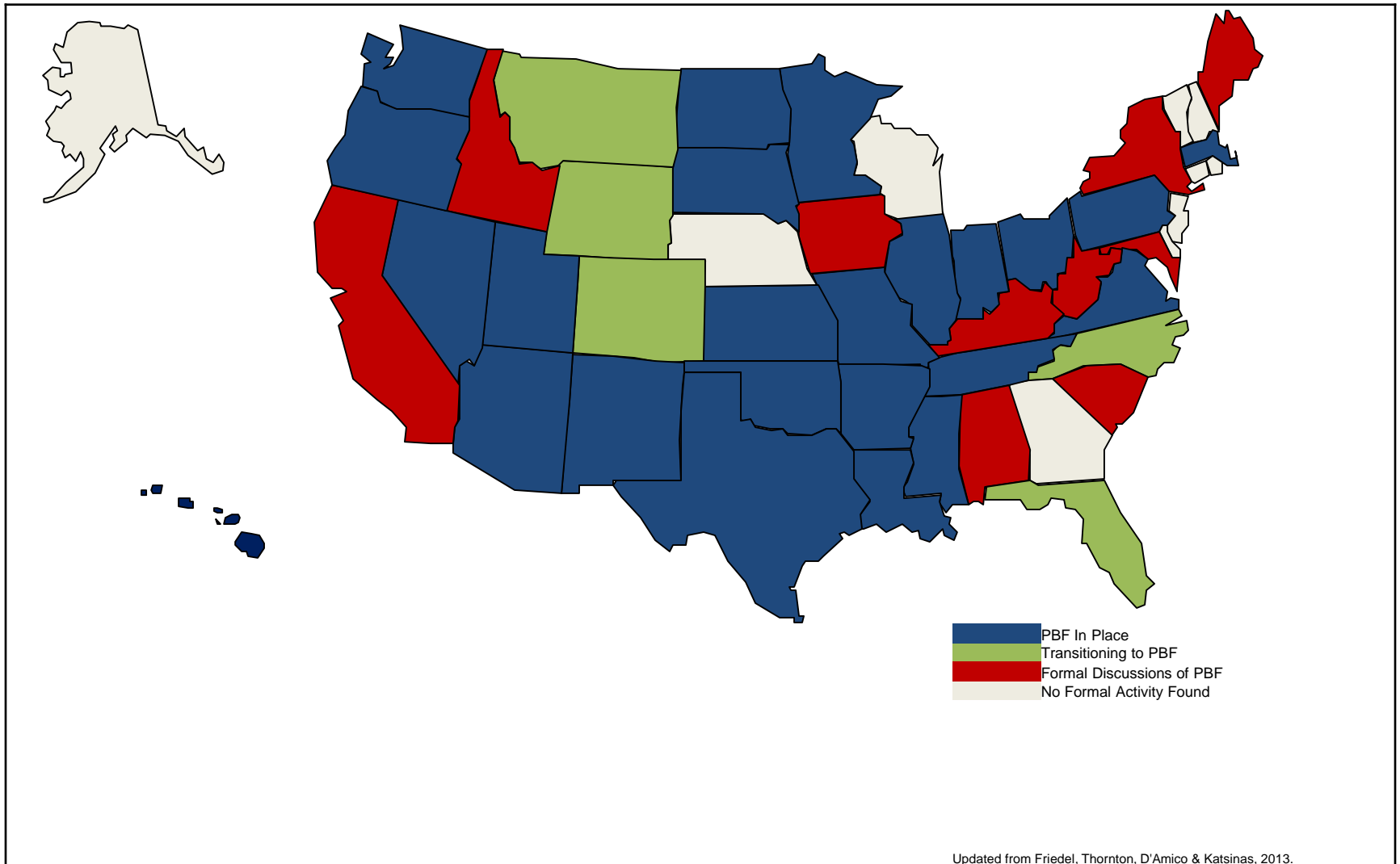
FY 2015 Recurring Appropriations	\$ 8,801,000
Incremental Funds	<u>154,018</u>
Proposed Total Appropriations	\$ 8,955,018

New Request for Performance-based Funding

13

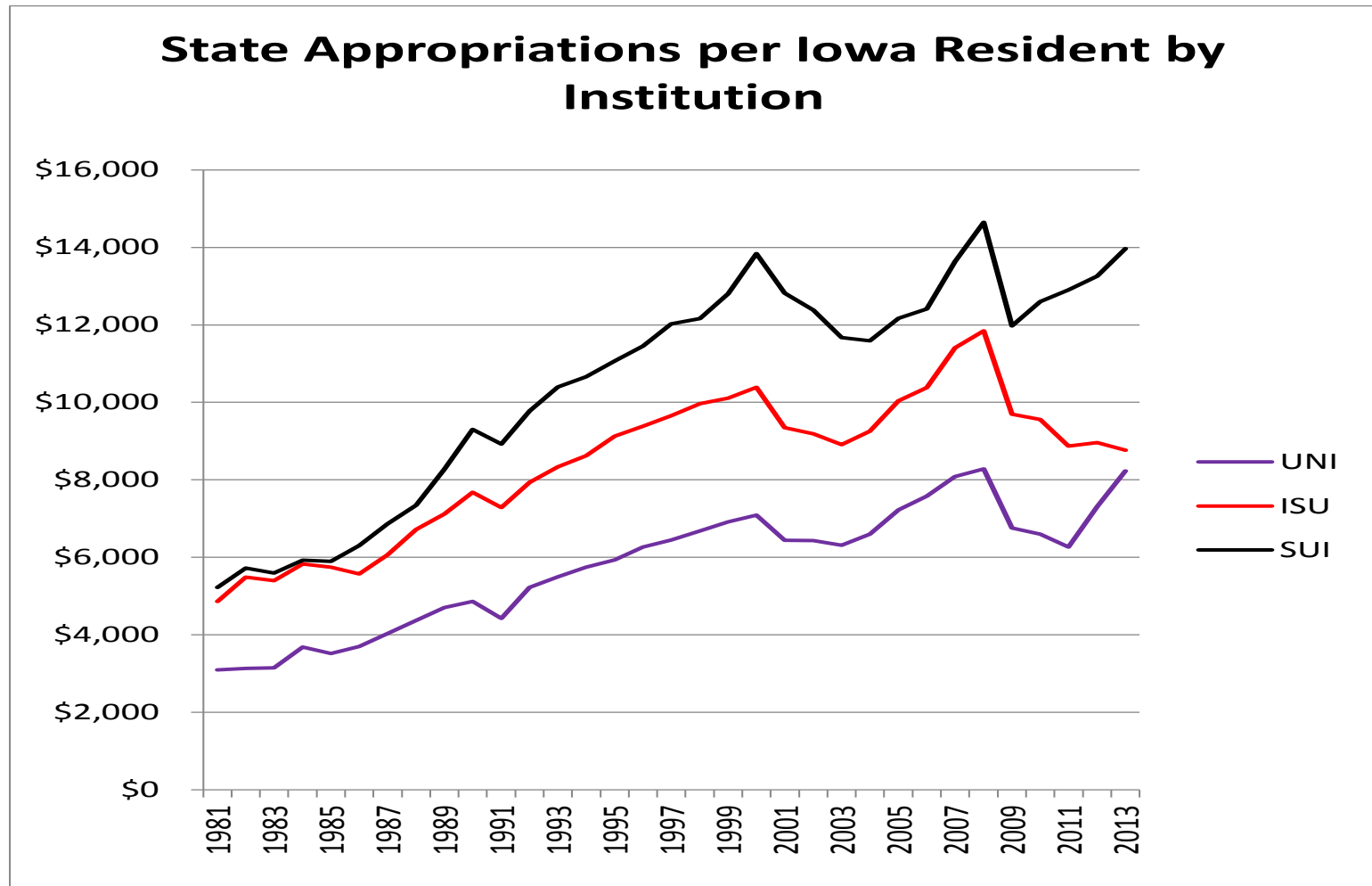


National Landscape on Performance-based Funding



Appropriations per University

15



Performance-based Metrics

16

60%	ENROLLMENT
15%	PROGRESS AND ATTAINMENT
	▪ 5% Student Credit Hours
	▪ 10% Number of Graduates
10%	ACCESS
5%	GRADUATE AND PROFESSIONAL STUDENTS
5%	SPONSORED RESEARCH
5%	REGENT SELECTED METRICS
100%	

METRICS BASED ON IOWA RESIDENTS

Applying Performance-based Metrics

Percentage of Appropriations

	SUI	ISU	UNI
Current Distribution	46.09%	36.11%	17.80%
Redistribution	<u>36.97%</u>	<u>40.59%</u>	<u>22.44%</u>
	-9.11%	4.47%	4.64%

Performance-based Funding Appropriations Request

18

Iowa State University	\$ 6,366,298
University of Northern Iowa	<u>6,605,600</u>
Proposed Total Funding for PBF	\$ 12,971,898

Total General Fund Appropriations Request

19

FY 2015 Recurring Appropriations	\$627,099,734
University Incremental Funds	10,251,500
Special Schools Incremental Funds	532,304
Strategic Initiatives	10,523,500
Performance-based Funding	12,971,898
Iowa Public Radio Incremental Funds	59,897
Tuition Replacement Incremental Funds	<u>502,126</u>
Proposed Total Appropriations	\$661,940,959
Total Requested Increase	\$ 34,841,225