
A Brief History of Transfer Major Outcomes

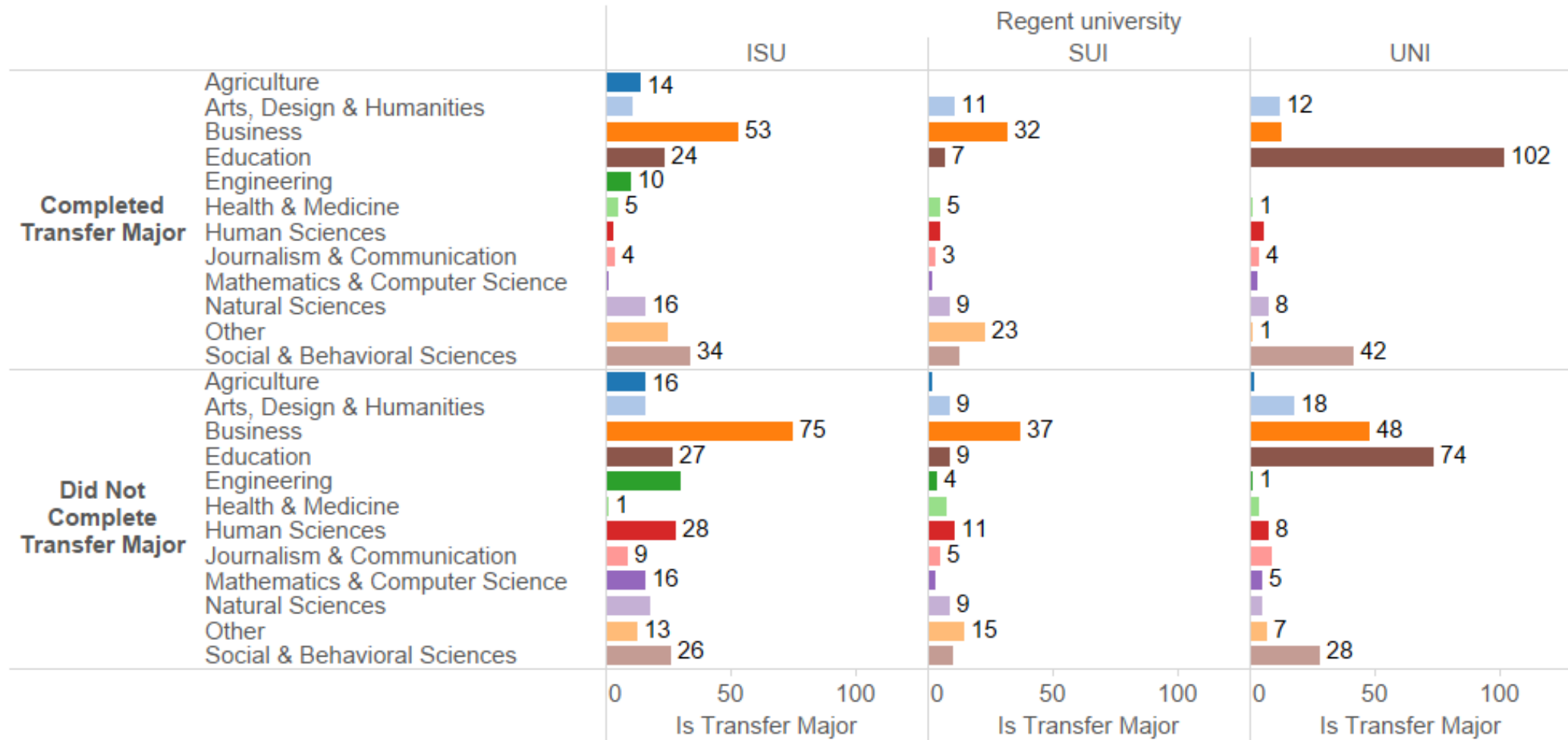
ICCPHSE, November 1, 2024

Transfer Majors to Regent Universities 2021-2023

	Completed Transfer Major	Did Not Complete Transfer Major	Total
Des Moines Area Community College		267	267
Eastern Iowa Community Colleges		52	52
Hawkeye Community College		64	64
Indian Hills Community College		18	18
Iowa Central Community College		44	44
Iowa Lakes Community College		10	10
Iowa Valley Community College District		18	18
Iowa Western Community College	3	16	19
Kirkwood Community College	1	10	11
North Iowa Area Community College		19	19
Northeast Iowa Community College	1	22	23
Southeastern Community College	10	13	23
Southwestern Community College	10	8	18
Western Iowa Tech Community College	467	28	495
Grand Total	492	589	1,081

Transfer Majors to Regent University by University and Academic Area

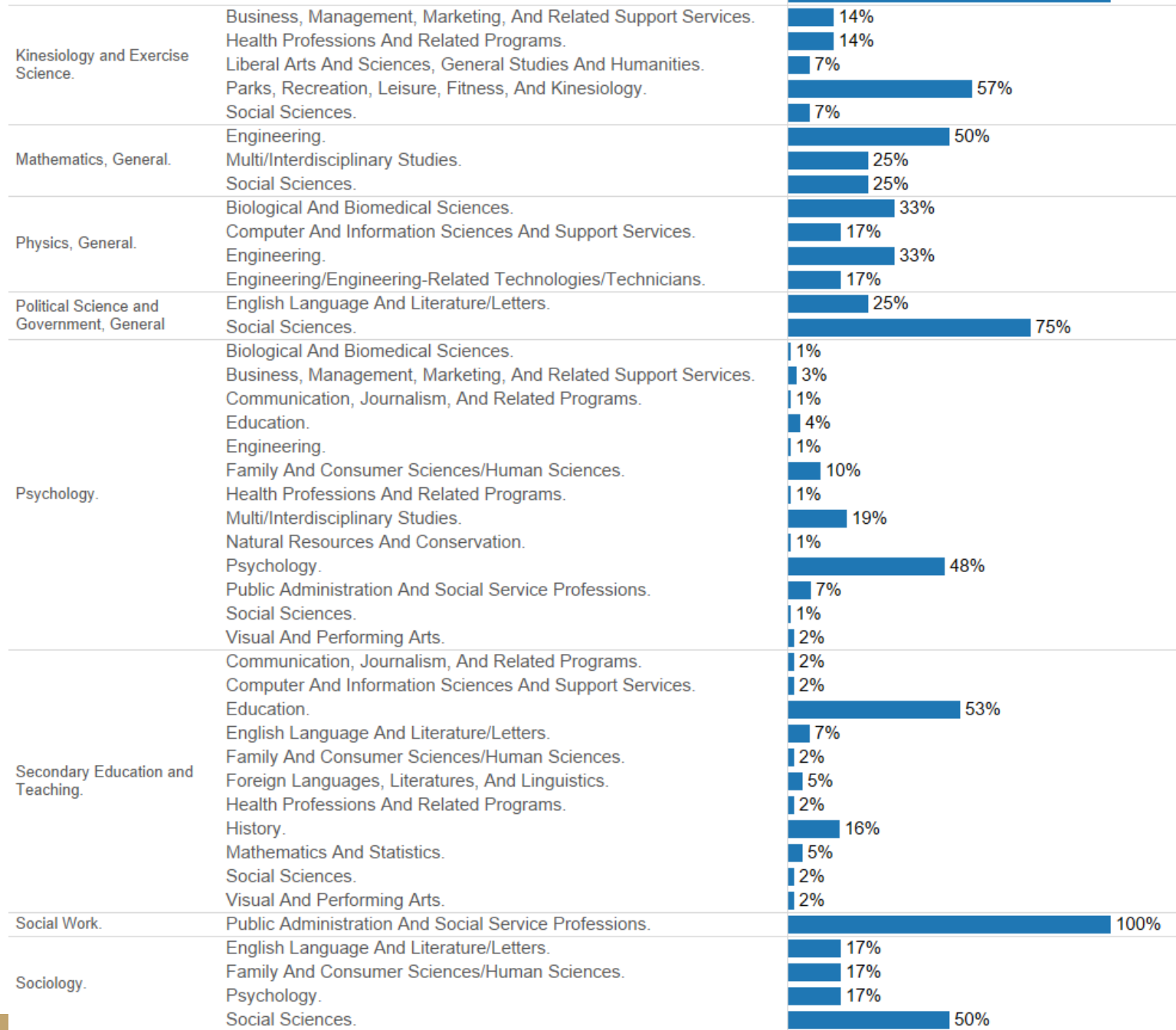
All
2021-2023



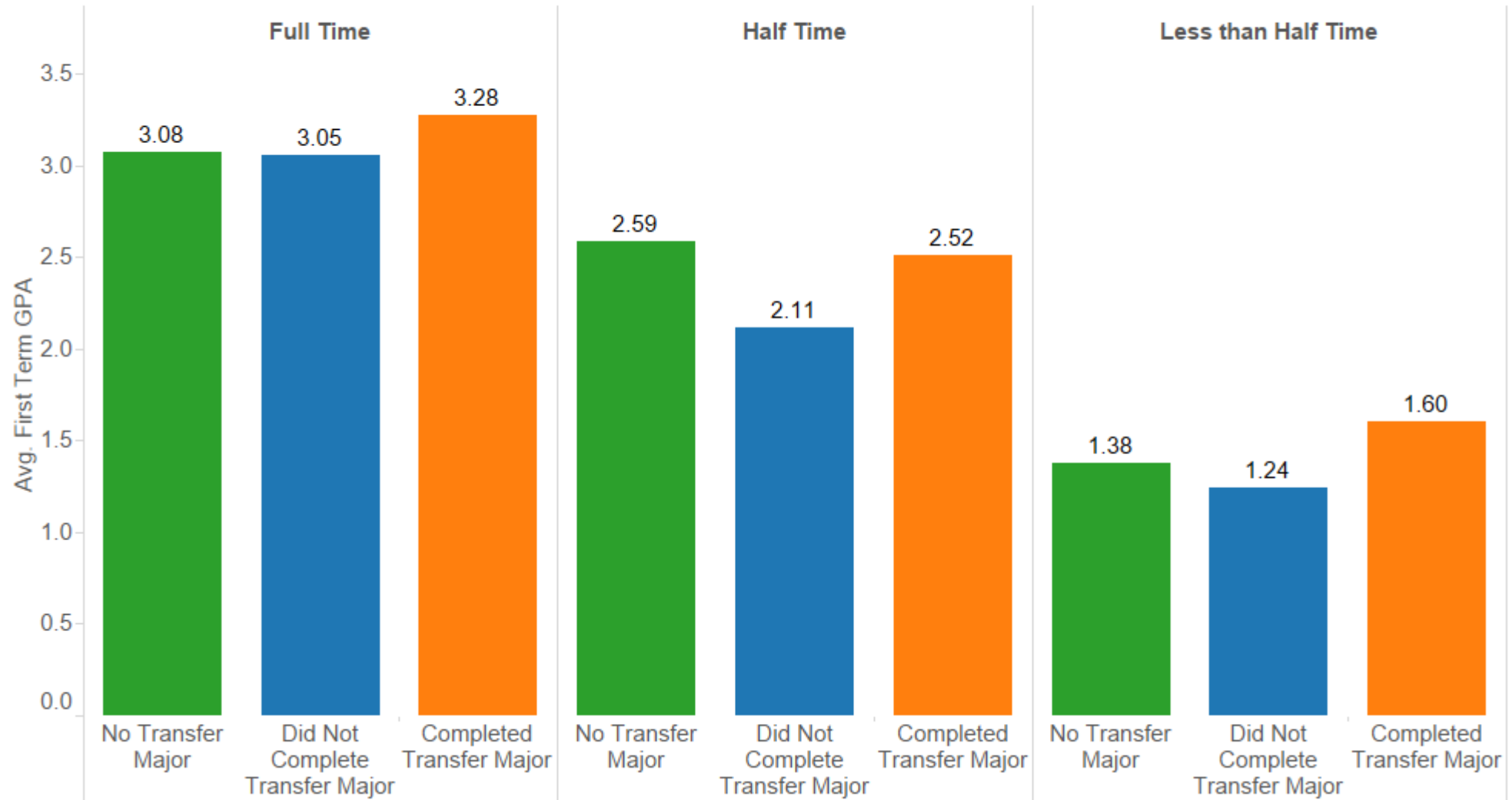
Transfer Major to Regent University Major Field

Trans Major CIP Name	Major1 Field Name Proper	
Agricultural Teacher Educati..	Education.	100%
Agronomy and Crop Science.	Agricultural/Animal/Plant/Veterinary Science And Related Fields.	100%
Animal Sciences, General.	Agricultural/Animal/Plant/Veterinary Science And Related Fields.	100%
Art/Art Studies, General.	Family And Consumer Sciences/Human Sciences.	33%
	Visual And Performing Arts.	67%
Biology/Biological Sciences, General.	Agricultural/Animal/Plant/Veterinary Science And Related Fields.	2%
	Biological And Biomedical Sciences.	44%
	Computer And Information Sciences And Support Services.	4%
	Education.	4%
	Health Professions And Related Programs.	7%
	Liberal Arts And Sciences, General Studies And Humanities.	7%
	Mathematics And Statistics.	2%
	Multi/Interdisciplinary Studies.	2%
	Natural Resources And Conservation.	7%
	Parks, Recreation, Leisure, Fitness, And Kinesiology.	6%
	Physical Sciences.	2%
	Psychology.	4%
	Social Sciences.	6%
Visual And Performing Arts.	4%	
Business Administration and Management, General.	Agricultural/Animal/Plant/Veterinary Science And Related Fields.	2%
	Business, Management, Marketing, And Related Support Services.	77%
	Communication, Journalism, And Related Programs.	4%
	Computer And Information Sciences And Support Services.	3%
	Education.	3%
	Family And Consumer Sciences/Human Sciences.	1%
	Health Professions And Related Programs.	1%
	History.	0%
	Liberal Arts And Sciences, General Studies And Humanities.	0%
	Multi/Interdisciplinary Studies.	1%
	Parks, Recreation, Leisure, Fitness, And Kinesiology.	3%
Social Sciences.	0%	
Visual And Performing Arts.	1%	
Chemistry, General.	Agricultural/Animal/Plant/Veterinary Science And Related Fields.	9%
	Biological And Biomedical Sciences.	36%
	Health Professions And Related Programs.	9%
	Parks, Recreation, Leisure, Fitness, And Kinesiology.	9%
	Physical Sciences.	27%
Visual And Performing Arts.	9%	

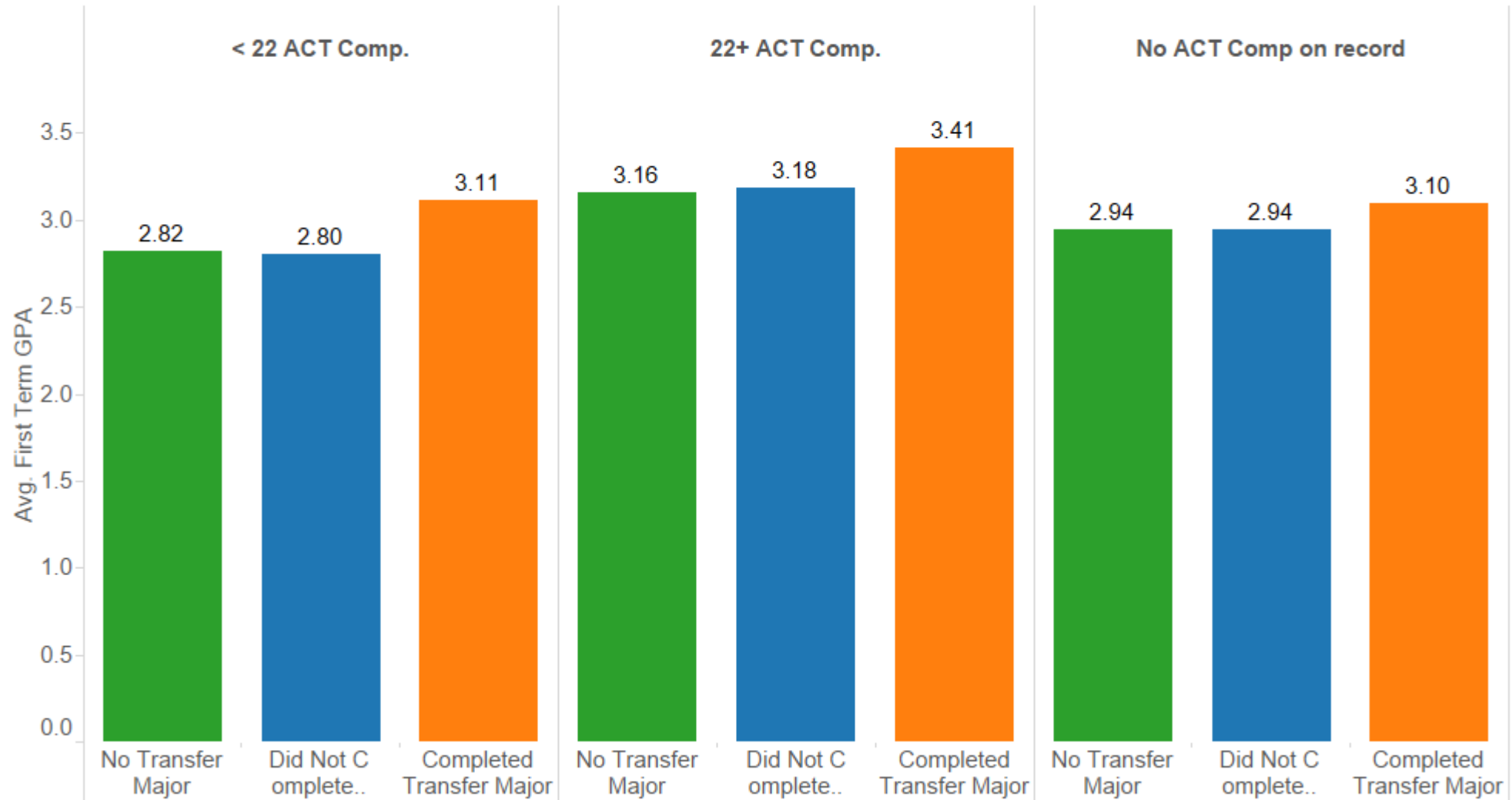
Criminal Justice/Safety Studies.	Business, Management, Marketing, And Related Support Services.	10%
	Computer And Information Sciences And Support Services.	1%
	Education.	4%
	Engineering.	1%
	Family And Consumer Sciences/Human Sciences.	1%
	Health Professions And Related Programs.	1%
	Homeland Security, Law Enforcement, Firefighting And Related Prote..	44%
	Liberal Arts And Sciences, General Studies And Humanities.	3%
	Natural Resources And Conservation.	1%
	Physical Sciences.	1%
	Psychology.	3%
	Social Sciences.	24%
	Visual And Performing Arts.	3%
Drama and Dramatics/Theat..	Visual And Performing Arts.	100%
Early Childhood Education and Teaching.	Education.	88%
	Public Administration And Social Service Professions.	13%
Elementary Education and Teaching.	Biological And Biomedical Sciences.	1%
	Business, Management, Marketing, And Related Support Services.	2%
	Communication, Journalism, And Related Programs.	1%
	Education.	88%
	Family And Consumer Sciences/Human Sciences.	2%
	Foreign Languages, Literatures, And Linguistics.	1%
	Mathematics And Statistics.	1%
	Parks, Recreation, Leisure, Fitness, And Kinesiology.	2%
	Psychology.	1%
Public Administration And Social Service Professions.	1%	
Engineering, General.	Agricultural/Animal/Plant/Veterinary Science And Related Fields.	10%
	Computer And Information Sciences And Support Services.	10%
	Engineering.	50%
	Engineering/Engineering-Related Technologies/Technicians.	10%
	Mathematics And Statistics.	10%
	Military Technologies And Applied Sciences.	10%
English Language and Literature, General.	Biological And Biomedical Sciences.	17%
	Communication, Journalism, And Related Programs.	17%
	Education.	17%
	English Language And Literature/Letters.	50%
History, General.	Biological And Biomedical Sciences.	25%
	Business, Management, Marketing, And Related Support Services.	25%
	Education.	25%
	History.	25%
Human Services, General.	Public Administration And Social Service Professions.	100%



First Term Regent University GPA for Iowa CC Transfers by Full-time Status & Completion of Transfer Major Program



First Term Regent University GPA for Iowa CC Transfers by ACT Composite Score & Completion of Transfer Major Program



First Term Regent University GPA for Iowa CC Transfers by Transfer GPA & Completion of Transfer Major Program

