






Contact: Rachel Boon

2023-2024 DISTANCE EDUCATION REPORT

Action Requested: Receive the 2023-2024 Distance Education Report.

Executive Summary: The Distance Education Report is submitted as required by Board Policy 3.13.D. Data on credit and non-credit enrollments all show stable levels with the prior year and reflect significant growth over pre-pandemic levels. The universities’ ongoing investment in new programs, technology platforms and professional development appears to support all 99 counties as well as on-campus students. Non-credit learning among youth and adults in Iowa supports a wide range of workforce, community and personal development needs across the state.

Table 1: Distance Education Summary

| Distance Education | 2019-2020 | 2020-2021 | 2021-2022 | 2022-2023 | 2023-2024 | % Change Over 5 Yrs |
|--|-----------|-----------|-----------|-----------|-----------|--|
| Credit courses and programs¹ | | | | | | |
| No. of programs ² | 195 | 197 | 204 | 216 | 229 | +17.4%  |
| No. of course sections | 3,739 | 6,810 | 4,671 | 4,162 | 4,219 | +12.8%  |
| No. of student enrollments (dup) | 98,147 | 181,867 | 145,405 | 136,370 | 137,838 | +40.4%  |
| Total number of credit hours | 269,811 | 506,006 | 366,421 | 360,174 | 366,273 | +35.8%  |
| Non-credit courses * | | | | | | % Change Over 5 Yrs |
| No. of enrollments (dup) | 589,013 | 605,072 | 1,086,110 | 1,146,546 | 1,175,643 | +99.6%  |

- 2023-2024 top subject areas with highest credit enrollment:
 - Arts & Sciences; Business; and Interdisciplinary (Attachment B)
- 2023-2024 top subject areas with the highest non-credit enrollment:
 - 4-H Youth Development, Ag & Natural Resources, Human Sciences, and Health Professional and Clinical Services (Attachment C)

¹ Only off-campus courses and programs are included. Registrations do not include Saturday and evening classes on campus.

² Includes undergraduate and graduate degree, certificate and endorsement offerings. Certificates and endorsements serve to meet an agency’s requirements to practice a profession or to show proficiency in a topic or subject area.

Collaborative Efforts Among Regent Universities

The Statewide Online Education Council (SOEC) is the collaborative council to ensure online education is effectively coordinated across the institutions. The goals for SOEC are set in consultation with the Council of Provosts each year.

The Bachelor of Liberal Studies (BLS) available online at all three universities is an ongoing collaboration. Enrollment in the BLS continued its downward trend in 2023-24. The Bachelor of Applied Studies (BAS) grew as programs developed by UNI in the past two years expanded, in particular through the UNI@Iowa Community College effort.

Table 4: 2023-2024 Bachelor of Liberal Studies and Bachelor of Applied Studies Participation

| PROGRAM | SUI | ISU | UNI | TOTAL | % change from Prior Year |
|------------------------------------|-----|-----|-----|------------|--------------------------|
| Bachelor of Liberal Studies | | | | | |
| Enrollment | 212 | 171 | 154 | 537 | -7.7% ↓ |
| Graduates | 59 | 27 | 46 | 132 | -22.8% ↓ |
| New Admissions | 87 | 76 | 51 | 214 | +28.1% ↑ |
| Bachelor of Applied Studies | | | | | |
| Enrollment | 95 | | 146 | 241 | +12.1% ↑ |
| Graduates | 24 | | 11 | 35 | +52.2% ↑ |
| New Admissions | 36 | | 34 | 70 | -11.4% ↓ |

Under the leadership of the Council of Provosts, the Regent universities continue to deliver courses through the Regents Alternative Pathway to Iowa Licensure (RAPIL) program to help talented professionals answer the call to teach (<https://iowateacherintern.org/>). In 2024, the RAPIL program recommended 38 individuals (compared to 38 in 2023, 31 in 2022, and 18 in 2021) for initial Iowa Teacher Licensure. Efforts to expand this successful program continue with the current cohorts have 39 in the internship year, and 47 in the coursework/candidate phase.

Distance Education Program Offerings

See university websites for lists of programs that are fully or partially available via distance education.

<https://distance.uiowa.edu/>

<https://iowastateonline.iastate.edu/>

<https://online.uni.edu/>

All three universities have continued to add programs online. Since 2019, they have gone from 195 programs online to 229 programs, growth of 17.4% (table 1).

New Distance Learning Programs

All three universities added new online programs in 2023-24 to meet workforce needs or fill gaps in the online degree marketplace (table 5). Degrees focused on business and management skills, criminal justice and special education support high-demand workforce needs.

| Instit. | Degree or Certificate | Program Major*** | Delivery Method/Site(s) | Requires on-campus component. |
|----------------|------------------------------|---|---|-------------------------------|
| ISU | M.A.A. | Accounting Analytics, M.A.A. (Distance) | Online | |
| ISU | P.M.B.A. | Business Administration, P.M.B.A. (Professional) (Distance) | Online | |
| ISU | B.L.S. | Professional Studies, B.L.S. (Distance) | Online | |
| SUI | BS | Sport and Recreation Management <i>Recreation Management</i> | Online | |
| SUI | CERT (GR) | Executive Advancement | Online Cedar Rapids (TCOB Cedar Rapids Ctr) Des Moines (Pappajohn Education Ctr) | |
| SUI | CERT (GR) | Risk Management and Insurance | Online Cedar Rapids (TCOB Cedar Rapids Ctr) Des Moines (Pappajohn Education Ctr) | |
| UNI | BA | Accounting | Online | √ |
| UNI | BA | Criminology and Criminal Justice | Online | |
| UNI | BA | Individual Studies: Sports Administration | Online | |
| UNI | Endorsement | Director of Special Education | Online | |

Table 5: New Online or Distance Programs, 2023-2024

Western Iowa Regional Resource Center

The Western Iowa Regents Resource Center (WIRRC) operates in partnership with four community colleges, serving a 25-county region of western and southern Iowa. WIRRC functions with one part-time coordinator in Sioux City, part-time transfer specialists at community college campuses in Council Bluffs, Creston, Harlan, Sheldon, and Sioux City and a part-time student employee from Iowa State University. WIRRC operates on three lines of effort in support of the Board of Regents Strategic Plan, the Regents Distance Education Strategic Plan, and the strategic plans of the three universities. The lines of effort are:

- Personalized interaction with potential students,
- Promote distance education options, and
- Coordinate educational, cultural and economic development outreach

Personalized Interaction

Transfer specialists met with 175 students to discuss transfer opportunities in Academic Year 2023-24. The transfer specialists interacted with several College Experience classes at the Community Colleges, and eleven new student orientations. Community college students who transferred to Regents universities were highlighted during National Transfer Week on community college promotions and social media. Center staff supported outreach engagements by the University of Northern Iowa at three of the community colleges, along with helping university representatives participating in transfer fairs at each community college in the region. The Center also brought representatives from all three universities and the Lakeside Laboratory to meet with the transfer specialists to share updates.

Promote Distance Education Options

The Center awarded eight scholarships to area residents to pursue distance education options. The coordinator and transfer specialists participated in eleven radio interviews. The transfer specialists met with several high school guidance counselors. The coordinator presented the distance education opportunities at each public university at a monthly meeting with Northwest Area Education Agency superintendents. WIRRC representatives also participated in seven transfer fairs. The Center used social media, digital, mail, and billboards to promote distance education opportunities across the region. It was aided by the hire of a new part-time student employee from Iowa State University who is housed in the offices of Iowa State Online, facilitating shared opportunities in the online space. The Center promoted the UNI@IACC initiative and partnered with the UNI student success specialist at Western Iowa Tech Community College.

Coordinate Educational, Cultural, and Economic Development Outreach

The Center worked with the Council Bluffs Chamber of Commerce on several youth and workforce development promotions. We worked with the UNI student support specialist and Elementary Education Program Coordinator to bring students from the Sioux City Career Academy to Cedar Falls to explore options at the University of Northern Iowa. The Center coordinated a visit by a professor from the University of Northern Iowa's Criminal Justice program to speak with students at Iowa Western and Western Iowa Tech Community Colleges. The visit by the program coordinator for UNI's Masters in Postsecondary Education to Western Iowa Tech Community College was also facilitated and promoted by the Center.

The Center facilitated a youth writer's workshop in Harlan with the University of Iowa ArtShare program. We also worked with ArtShare to bring a soloist to northwest Iowa from the University of Iowa to perform with the Cherokee Symphony Orchestra. The Center coordinated the delivery of emergency medical training in both Atlantic and Harlan with the University of Iowa's Simulation in Motion team. The Center also coordinated a virtual presentation by the University of Iowa's Radiation Sciences program to students at Woodbine High School's IGNITE health care career academy.

Challenges, Opportunities and Planned Efforts for the Next Academic Year

The Center will continue building on the lessons learned in the digital marketing environment with the retained services of the student employee and seek to increase engagement with businesses to promote distance education enrollment.


WIRRC has engaged with the University of Iowa to expand engagement with various arts programs across the regions. The Center will continue to support the UNI@WITCC and UNI@IWCC initiatives.

The Center remains challenged in delivering outreach activities due to the distance that faculty and staff from the institutions must travel, and in some instances, concerns over costs. Staff will work to identify appropriate venues for video teleconferencing of outreach; however, face-to-face interactions have had the greatest impact, both in terms of exchanged information as well as perceptions of the institutions by area residents. Ideally, video teleconferencing in the near-term will be a mechanism to generate increased face-to-face interactions for the succeeding academic year.

The Center receives significant support from representatives on the SOEC and from the transfer admissions representatives at each of the institutions. WIRRC will build on these relationships and facilitate outreach activities by the institutions and work to build collaboration between the transfer specialists and transfer admissions representatives.

| State Appropriation | FY24 |
|----------------------------|------------------|
| WIRCC | \$268,297 |

2023-24 Distance Education Credit Courses & Enrollment by Iowa County



Bold = # of courses
Italics = headcount enrollment
 Shading indicates concentrations of enrollment

TOP 2023-2024 CREDIT COURSE REGISTRATIONS BY LEVEL, INSTITUTION AND ACADEMIC UNIT

| Academic Unit | SUI UG | SUI Grad | ISU UG | ISU Grad | UNI UG | UNI Grad | Total UG | Total Grad | Grand Total duplicated headcount | SUI Total Credit hours | ISU Total Credit hours | UNI Total Credit hours | Grand TOTAL Credit hours |
|------------------------------|--------|----------|--------|----------|--------|----------|----------|------------|----------------------------------|------------------------|------------------------|------------------------|--------------------------|
| Humanities, Arts & Sciences | 15,469 | 1,385 | 20,093 | 242 | 3,018 | 1,094 | 38,580 | 2,271 | 41,301 | 48,341 | 59,588 | 12,026 | 119,955 |
| Business | 8,717 | 7,792 | 7,107 | 968 | 3,209 | 382 | 19,033 | 9,142 | 28,175 | 43,189 | 22,275 | 9,034 | 74,498 |
| Education | 5,393 | 1,317 | | | 4,161 | 2,042 | 9,554 | 3,359 | 12,913 | 19,817 | | 19,126 | 38,943 |
| Interdisciplinary | 10,379 | 786 | 14,637 | 1,062 | 467 | 11 | 25,483 | 1,859 | 27,342 | 20,711 | 33,370 | 2,205 | 56,286 |
| Engineering | 604 | 10 | 1,789 | 759 | | | 2,393 | 769 | 3,162 | 1,293 | 6,271 | | 7,564 |
| Health & Human Sciences | | | 5,704 | 929 | | | 5,704 | 929 | 6,633 | | 18,685 | | 18,685 |
| Ag & Life Sciences | | | 3,606 | 454 | | | 3,606 | 454 | 4,057 | | 9,879 | | 9,879 |
| Social & Behavioral Sciences | | | | | 5,991 | 928 | 5,991 | 928 | 6,919 | | | 21,066 | 21,066 |
| Nursing | 1,110 | 1,769 | | | | | 1,110 | 1,769 | 2,869 | 8,022 | | | 8,022 |
| Design | | | 2,218 | 270 | | | 2,218 | 270 | 2,488 | | 5,800 | | 5,800 |
| Medicine | 1,181 | 119 | | | | | 1,181 | 119 | 1,300 | 3,631 | | | 3,631 |
| Public Health | 127 | 175 | | | | | 127 | 175 | 302 | 884 | | | 884 |
| Veterinary Medicine | | | | 196 | | | 0 | 196 | 196 | | 720 | | 720 |
| Pharmacy | 22 | 3 | | | | | 22 | 3 | 25 | 50 | | | 50 |
| Law | 112 | 71 | | | | | 112 | 71 | 183 | 290 | | | 290 |

**TOP 2023-2024 TOP NON-CREDIT COURSE REGISTRATIONS
BY INSTITUTION AND SUBJECT AREA**

| | SUI | ISU* | UNI | REGENT TOTAL | PERCENT OF REGENT TOTAL |
|---|----------------|----------------|---------------|------------------|-------------------------------|
| Ag, Natural Resources & Conservation | | 204,953 | 1,687 | 206,640 | 17.6% |
| 4-H Youth Development | | 490,816 | | 490,816 | 41.7% |
| Health, Family & Human Sciences Extension | | 171,531 | 932 | 172,463 | 14.7% |
| Health Professions & Related Clinical Services | 108,637 | | | 108,637 | 9.2% |
| Visual and Performing Arts | 32,342 | | | 32,342 | 2.8% |
| Business, Management, Marketing & Related Services | | | 6,072 | 6,072 | 0.5% |
| Community and Economic Development | | 13,129 | | 13,129 | 1.1% |
| Education | 13,085 | | 1,174 | 14,259 | 1.2% |
| Physical Sciences | 7,041 | | 410 | 7,451 | 0.6% |
| County-originated (Direct Educational Contacts)** | | 59,893 | | 59,893 | 5.1% |
| All other non-credit registrations | 62,546 | | 1,395 | 63,941 | 5.4% |
| Total Registrations | 223,651 | 940,322 | 11,670 | 1,175,643 | 100.0% |

ISU Extension and Outreach faculty and staff and county agricultural extension district staff reported a total of 940,322 youth and adult direct educational contacts. The designated reporting time period represents July 1, 2023 through June 30, 2024.*

***Direct educational contact = ISU Extension and Outreach professional and adult (or youth) client/participant are linked together at the same point in time with the exchange of educational content designed for an adult audience or youth audience); client/participant can be identified and quantified.*

UNIVERSITY OF IOWA

| Fiscal Year | Undergraduate DE Courses | | | Graduate DE Courses | | | Total DE Courses Sections | % Change from Prior Year |
|-------------|--------------------------|--------------------------|-----------------------|---------------------|----------------------------|-----------------------|---------------------------|--------------------------|
| | Undergrad Courses | % Change from Prior Year | % of Total DE Courses | Graduate Courses | % Increase over Prior Year | % of Total DE Courses | | |
| 2019-20 | 1138 | -2.65% | 64.6% | 625 | 5.75% | 35.5% | 1,763 | 0.2% |
| 2020-21 | 1117 | -1.85% | 63.4% | 644 | 3.04% | 36.6% | 1,761 | -0.1% |
| 2021-22 | 1163 | 4.12% | 61.5% | 729 | 13.20% | 38.5% | 1,892 | 7.4% |
| 2022-23 | 1158 | -0.43% | 65.3% | 616 | -15.5% | 34.7% | 1,774 | -6.2% |
| 2023-24 | 1,092 | -5.7% | 63.6% | 625 | 1.5% | 36.4% | 1,717 | -3.2% |

IOWA STATE UNIVERSITY

| Fiscal Year | Undergraduate DE Course Sections | | | Graduate DE Course Sections | | | Total DE Courses Sections | % Change from Prior Year |
|-------------|----------------------------------|--------------------------|-----------------------|-----------------------------|----------------------------|-----------------------|---------------------------|--------------------------|
| | Undergrad Courses | % Change from Prior Year | % of Total DE Courses | Graduate Courses | % Increase over Prior Year | % of Total DE Courses | | |
| 2019-20 | 556 | 4.9% | 52.0% | 514 | -5.2% | 48.0% | 1,070 | -0.2% |
| 2020-21* | 2,206 | 296.8% | 70.1% | 941 | 83.1% | 29.9% | 3,147 | 194.1% |
| 2021-22 | 1,181 | --- | 70.5% | 493 | --- | 29.5% | 1,674 | --- |
| 2022-23 | 1,241 | 5.1% | 72.6% | 469 | -4.9% | 27.4% | 1,710 | 2.2% |
| 2023-24 | 1,233 | 0.6% | 72.6% | 462 | -1.5% | 27.4% | 1,695 | -0.8% |

* During this reporting time frame ISU transitioned away from defining distance education course sections by an X section indicator. In order to have a uniform total, course sections for this fiscal year were defined as those offered as delivery type www or hybrid with a distance education unit flag to indicate overseen by a distance education unit.

UNIVERSITY OF NORTHERN IOWA

| Fiscal Year | Undergraduate DE Courses | | | Graduate DE Courses | | | Total DE Course Sections | % Change from Prior Year |
|-------------|--------------------------|--------------------------|-----------------------|---------------------|----------------------------|-----------------------|--------------------------|--------------------------|
| | Undergrad Courses | % Change from Prior Year | % of Total DE Courses | Graduate Courses | % Increase over Prior Year | % of Total DE Courses | | |
| 2019-20 | 563 | 10.8% | 62.4% | 339 | -6.4% | 37.6% | 902 | 3.7% |
| 2020-21 | 1,525 | 170.9% | 80.3% | 375 | 10.7% | 19.7% | 1,900 | 110.7% |
| 2021-22 | 763 | -50.0% | 69.4% | 337 | -9.9% | 30.6% | 1,100 | -42.1% |
| 2022-23 | 659 | -11.9% | 68.0% | 310 | -8.0% | 32.0% | 969 | -11.9% |
| 2023-24 | 718 | 9.0% | 66.9% | 355 | 14.5% | 33.1% | 1,073 | 10.7% |