

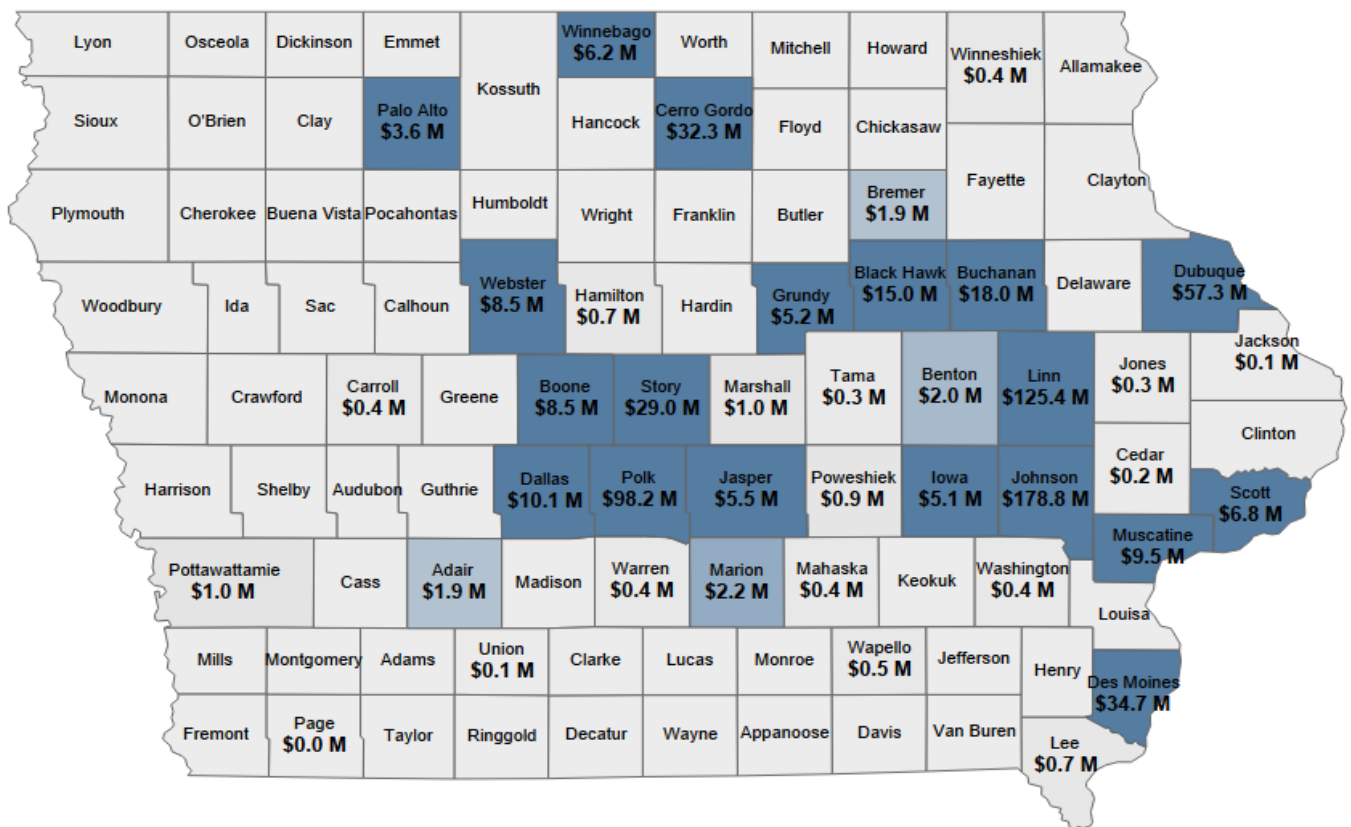
Contact: John Nash

PAYMENTS TO IOWA CONSTRUCTION CONTRACTORS PER COUNTY

Action Requested: Recommend the Board receive the report on \$673.5 million in payments to Iowa construction contractors over the last four years or \$168.4 million per year.

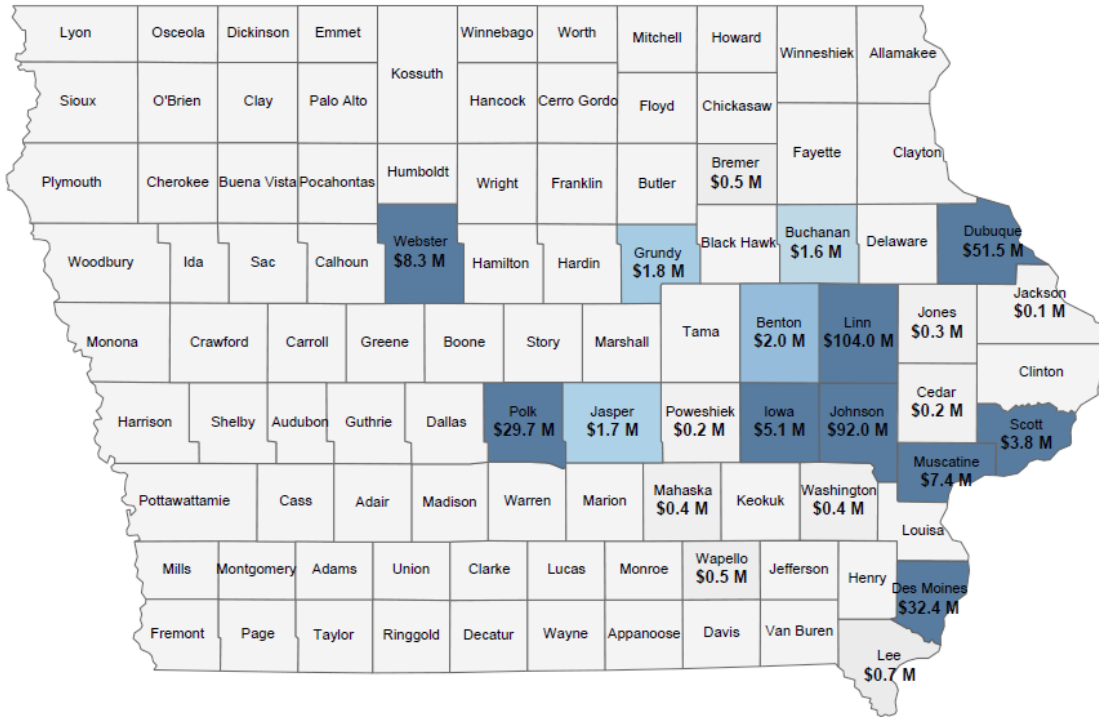
Executive Summary: From FY 2015 – FY 2018, all Regent institutions have made payments to Iowa construction contractors in 40 of the 99 counties as shown in the following maps.

**ALL INSTITUTIONS* and UIHC
Payments to Iowa Construction Contractors per County**

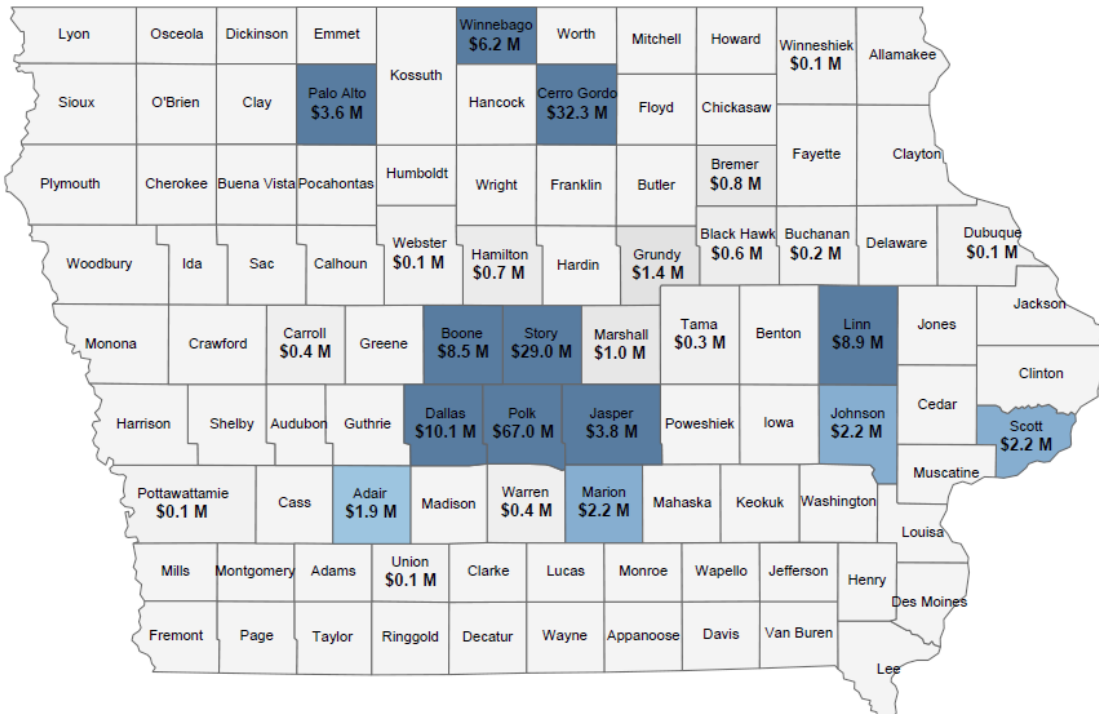


* Does not include the Iowa Braille and Sight Saving School.
Prepared by the Board of Regents, State of Iowa: January 2019

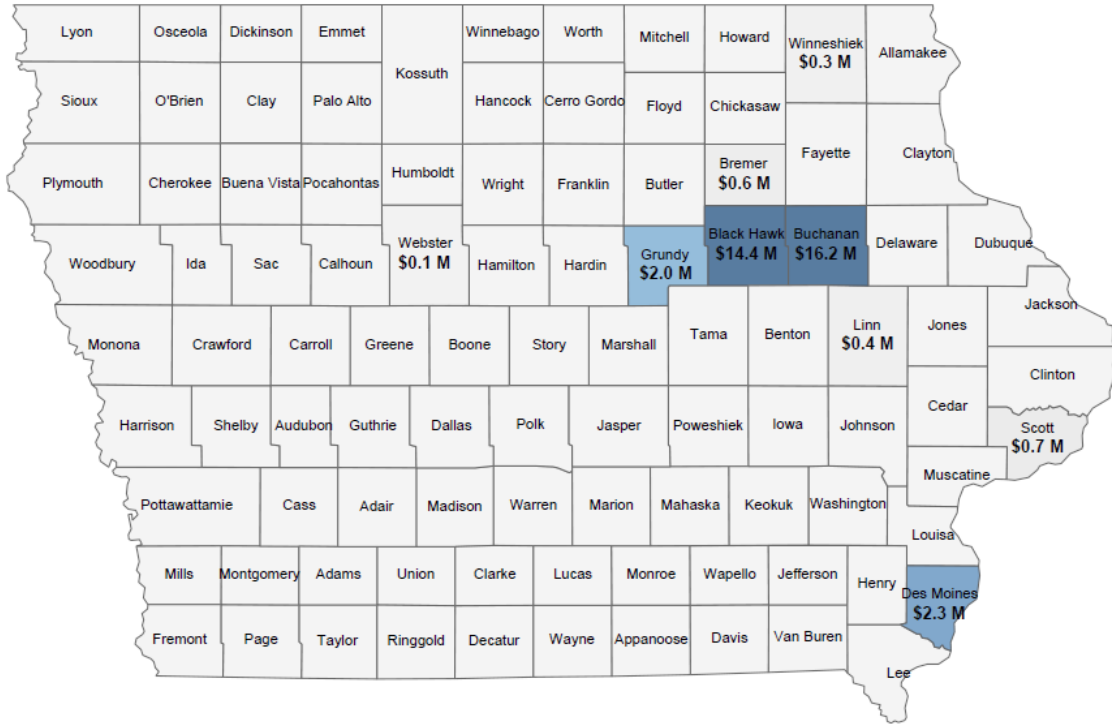
UNIVERSITY OF IOWA
Payments to Iowa Construction Contractors per County



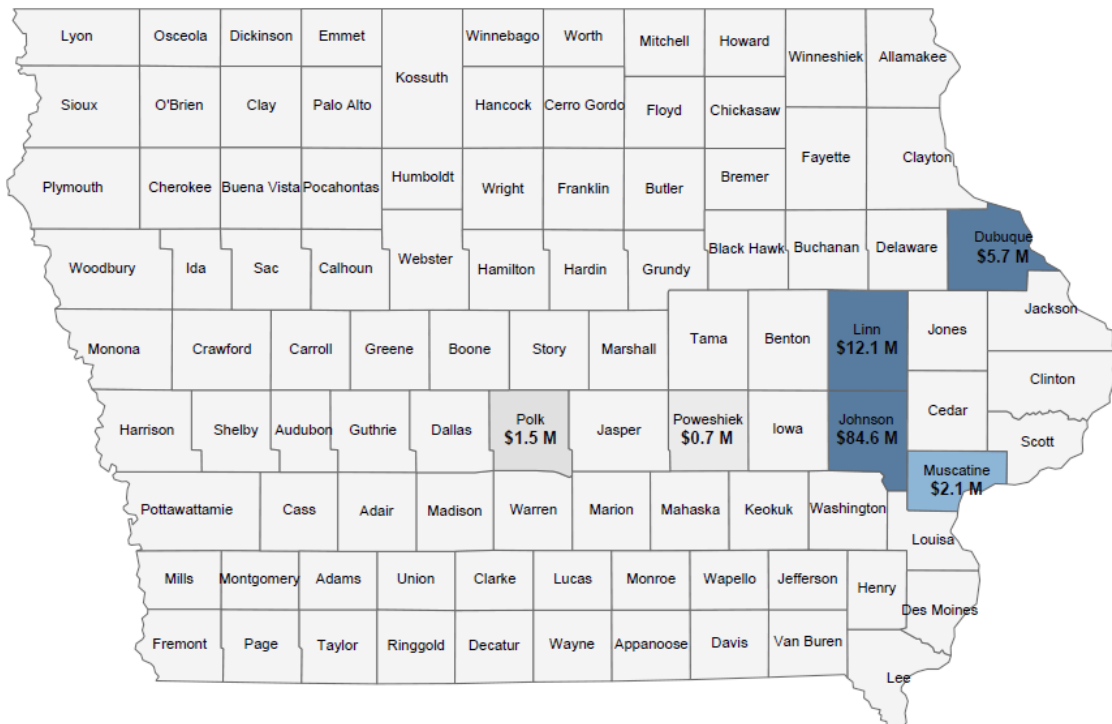
IOWA STATE UNIVERSITY
Payments to Iowa Construction Contractors per County



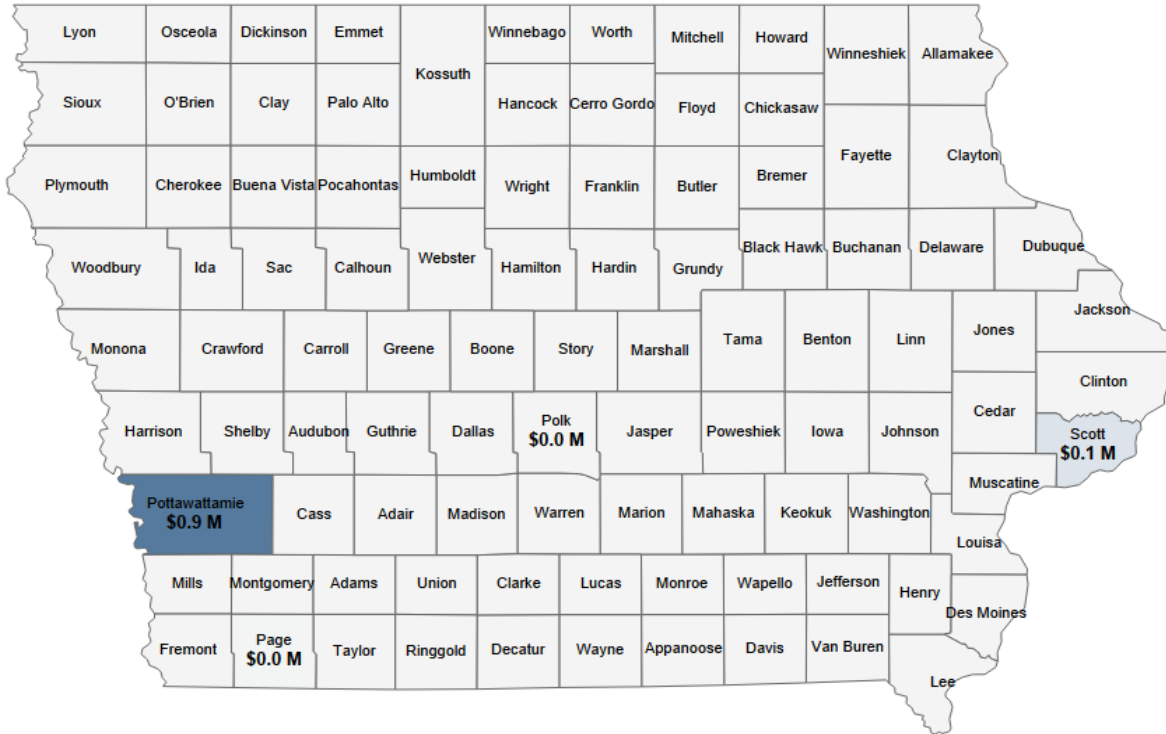
UNIVERSITY OF NORTHERN IOWA
Payments to Iowa Construction Contractors per County



UNIVERSITY OF IOWA HOSPITALS AND CLINICS
Payments to Iowa Construction Contractors per County



IOWA SCHOOL FOR THE DEAF
Payments to Iowa Construction Contractors per County



As shown below, payments were relatively consistent with each institutions percentage of square feet.

PAYMENTS vs SQUARE FEET
(\$ in millions)

			% of all payments	↔	% of Regent square feet
SUI					
in state	\$344.6				
out of state	\$35.9				
subtotal	\$380.5	45%	↔	41%	
ISU					
in state	\$184.2				
out of state	\$130.0				
subtotal	\$314.2	37%	↔	35%	
UNI					
in state	\$37.0				
out of state	\$1.8				
subtotal	\$38.8	5%	↔	12%	
UIHC					
in state	\$106.7				
out of state	\$0.0				
subtotal	\$106.7	13%	↔	10%	
ISD					
in state	\$1.0				
out of state	\$1.2				
subtotal	\$2.2	0%	↔	2%	
Summary					
in state	\$673.5				
out of state	\$168.9				
4 year total	\$842.4	100%		100%	
annual average	\$210.6				

Conclusion

This report shows the extend of \$673.5 million in payments to Iowa contractors and the positive economic impact Regent construction projects have on the state of Iowa. Payments were made in the vicinity of the institution, as expected, but occasionally went to more remote areas of the state or outside of the state completely. While 20% of all payments or \$168.9 million did go to out-of-state contractors, it is important to note that approximately 75% of subcontractors hired by those out-of-state contractors were from the state of Iowa.

At the Iowa Braille and Sight Saving School in Vinton, there were no contractor payments as construction has been suspended. Over the last two years, the Board Office has been actively working with other governmental agencies to transfer ownership of this facility.