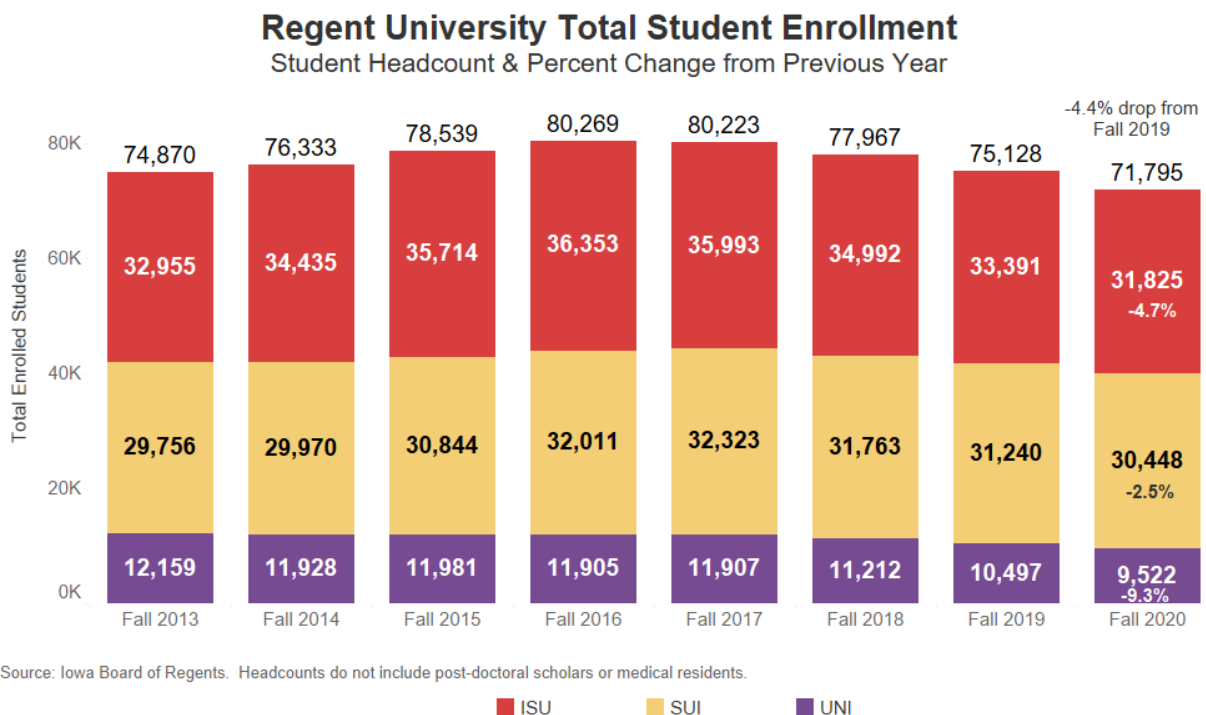


Contact: Jason Pontius

FALL 2020 ENROLLMENT REPORT

Action Requested: Receive the Fall 2020 Enrollment Report

Executive Summary: In the middle of the COVID-19 pandemic, Iowa's public universities enrolled 3,333 fewer students in Fall 2020 than during Fall 2019. This represents a 4.4% decline in enrollment over one year and the fourth year of enrollment decline from the record enrollment of Fall 2016. The drop in enrollment was driven largely by fewer undergraduates (particularly freshman) and significant declines in the number of international students.

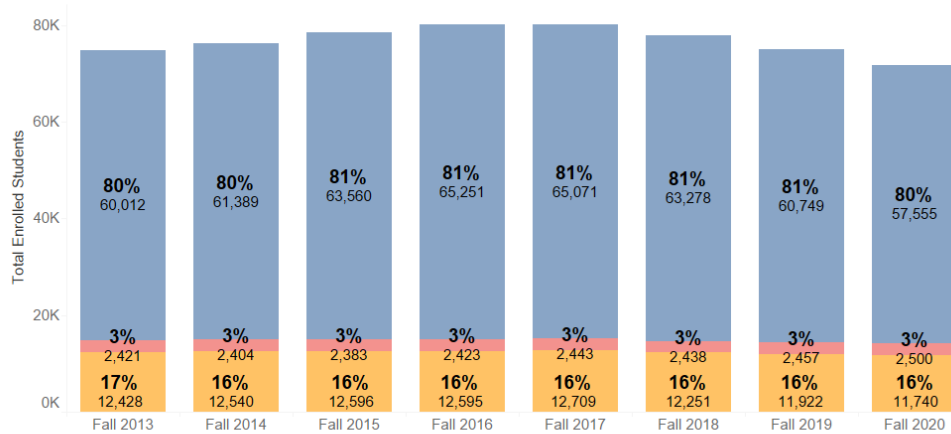


From Fall 2019 to Fall 2020, the University of Northern Iowa saw a decrease of 975 students (-9.3%), the University of Iowa saw a decrease of 792 students (-2.5%) and Iowa State University saw a decrease of 1,566 students (-4.7%).

Highlights of the Enrollment Report:

- **Education level:** From Fall 2019 to Fall 2020, the number of graduate students decreased by 182, the number of professional students increased by 43, and the number of undergraduate students decreased by 3,194. (see “Regent University Headcount Enrollment by Education Level” graphic below)

Regent University Headcount Enrollment by Enrollment Level
Percent of All Students & Student Headcount

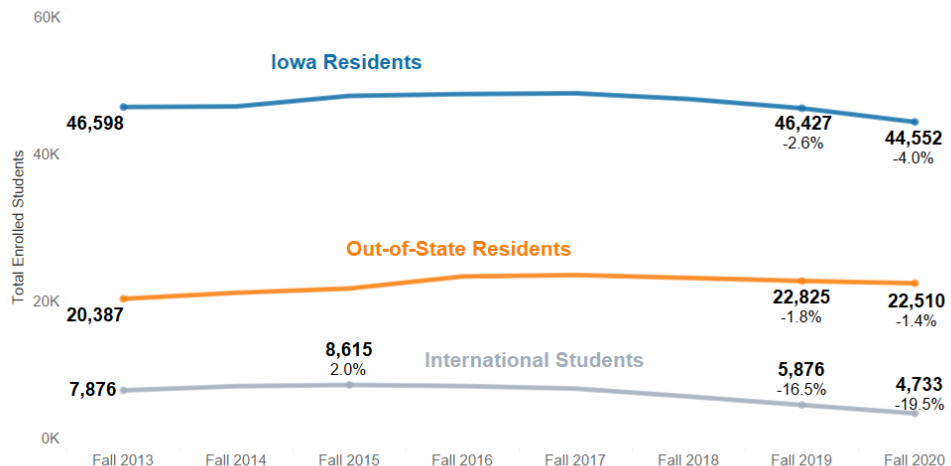


Source: Iowa Board of Regents. Headcounts do not include post-doctoral scholars or medical residents.

■ Undergraduate ■ Professional ■ Graduate

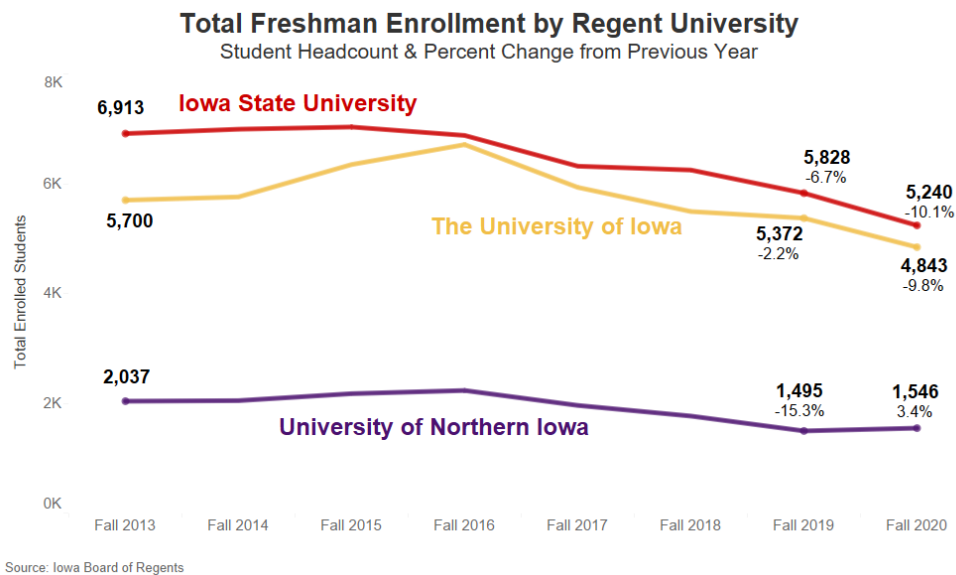
- **Residency:** The number of Iowa residents and out-of-state students decreased from last year by 1,875 and 315, respectively, while the number of international students decreased by 1,143 (see “Enrollment by Residency” graphic below). The single largest contributor to this drop in international students is China with 652 fewer students in Fall 2020.

Regent University Headcount Enrollment by Residency
Student Headcount & Percent Change from Previous Year

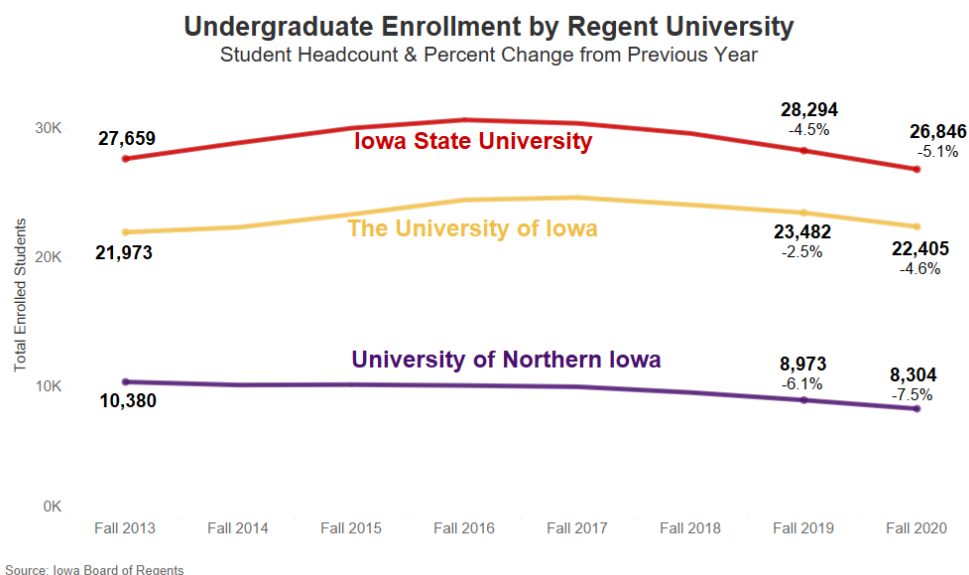


Source: Iowa Board of Regents. Headcounts do not include post-doctoral scholars or medical residents.

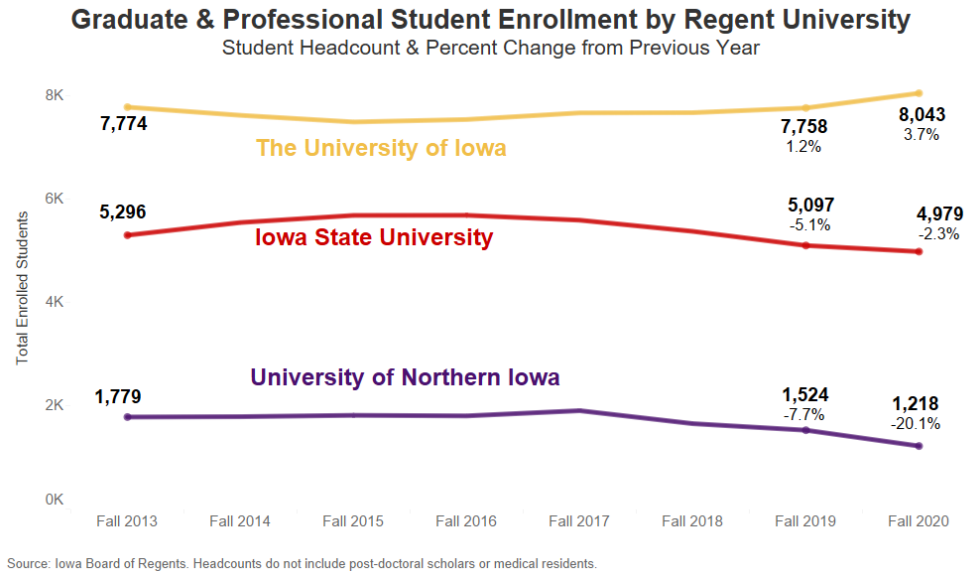
- Freshman:** The number of freshman undergraduate students declined over last year at Iowa State University (-10.1%) and the University of Iowa (-9.8%). The University of Northern Iowa ended a three year decline in freshman enrollment by growing their new freshman class by 3.4% over Fall 2019. This is remarkable considering the challenges of the pandemic (see “Total Freshman Enrollment by Regent University” graphic below).



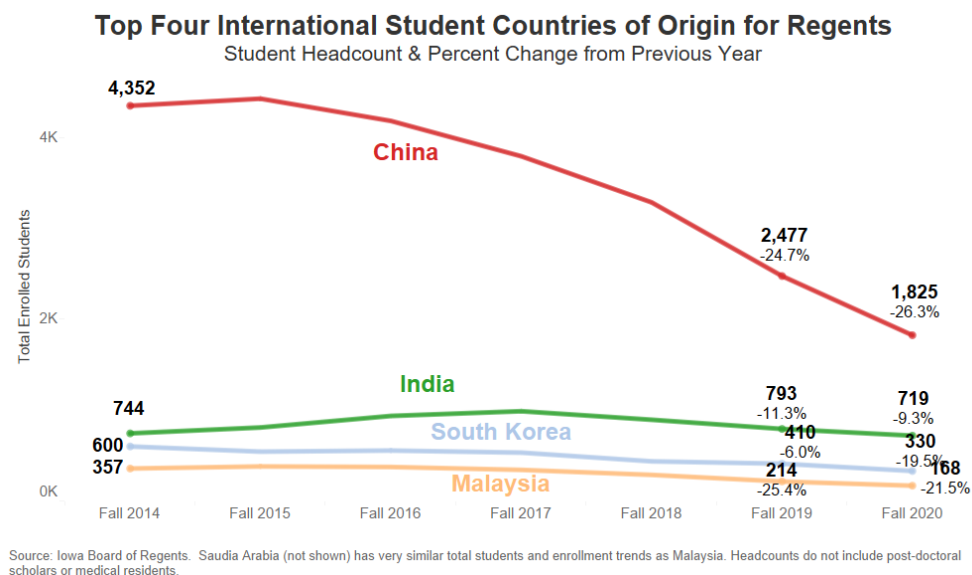
- Undergraduates:** Iowa State University had a one-year decrease of 5.1% in undergraduate enrollment, the University of Iowa a decrease of 4.6%, and the University of Northern Iowa declined by 7.5%. (see “Undergraduate Enrollment Trends by Regent University” graphic below).



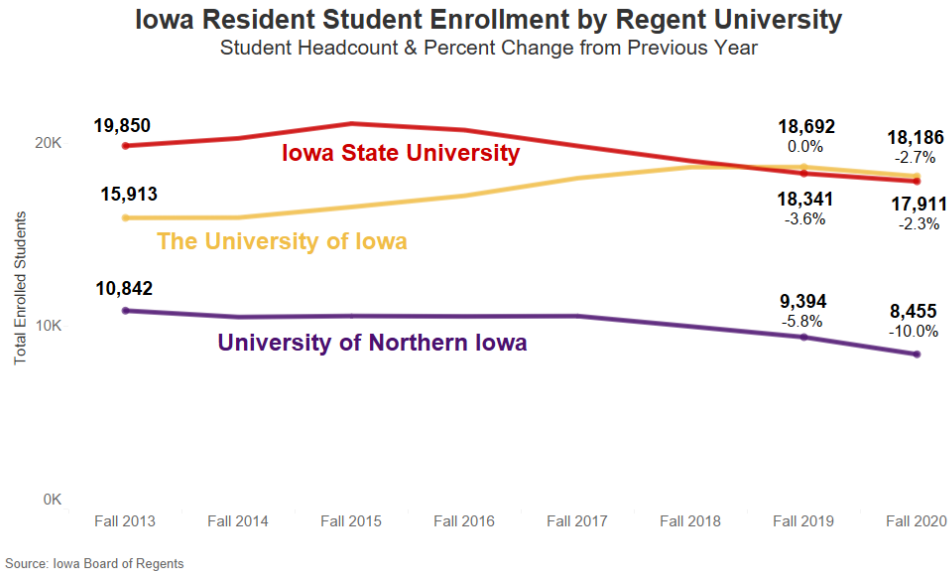
- Graduate & professional students: The University of Iowa continued a recent upward trend in graduate and professional enrollment with a 3.7% increase while Iowa State University's graduate and professional enrollment declined 2.3%. The University of Northern Iowa's graduate enrollment dropped 20.1% (see "Graduate & Professional" graphic below).



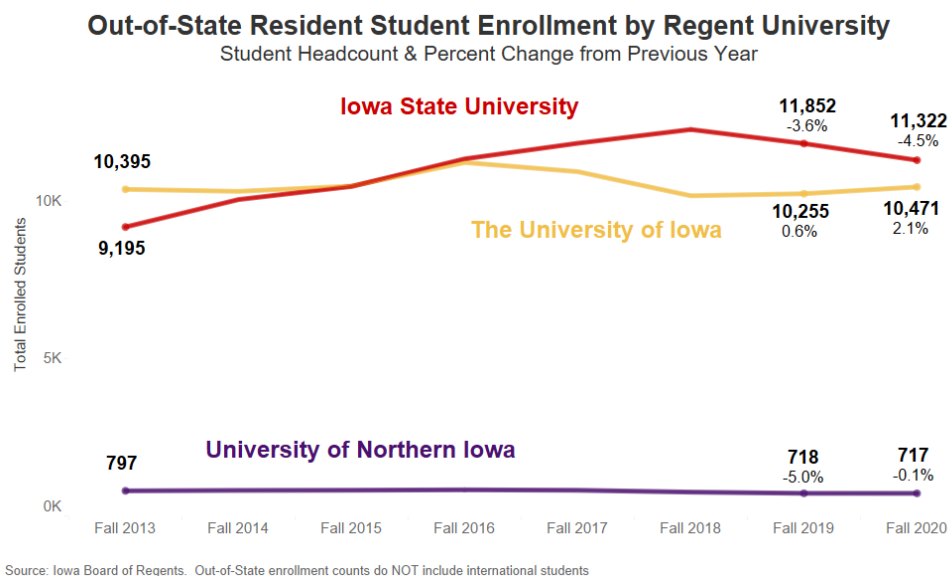
- International students: As noted earlier, international student enrollment at the Regent universities has declined significantly from a high of 8,615 students in Fall 2015 to 4,733 in Fall 2020 (five year drop of 45%). In 2015, students from China comprised 4,430 of the international student population while in Fall 2020 that number dropped to 1,825 students (one year drop of 26.3% and a five year drop of 59%).



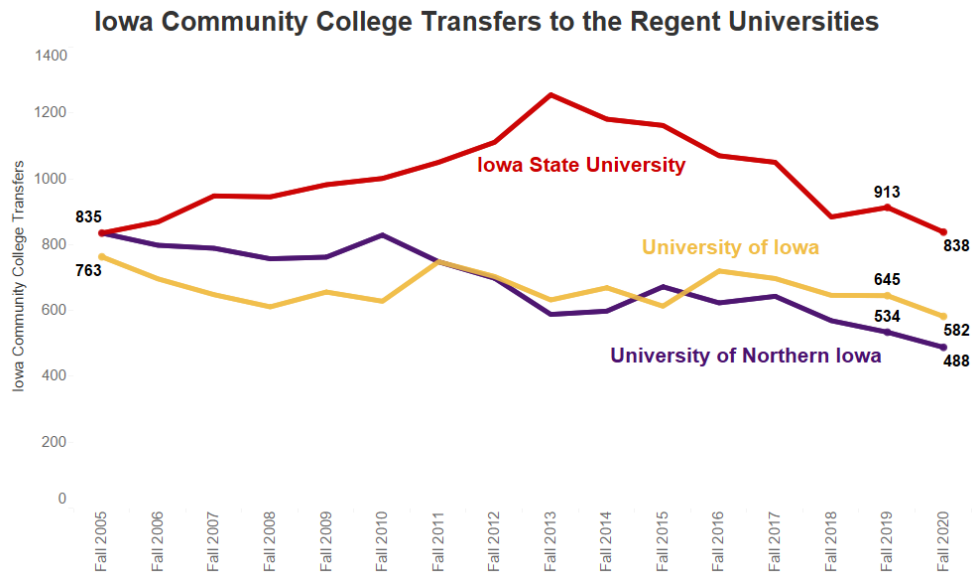
- Resident students: The number of Iowa residents attending a Regent university declined since Fall 2019. Iowa State University was down 2.3%, the University of Iowa was down 2.7%, and the University of Northern Iowa showed a drop of 10.0%. (see “Iowa Resident Student Enrollment Trends” graphic below).



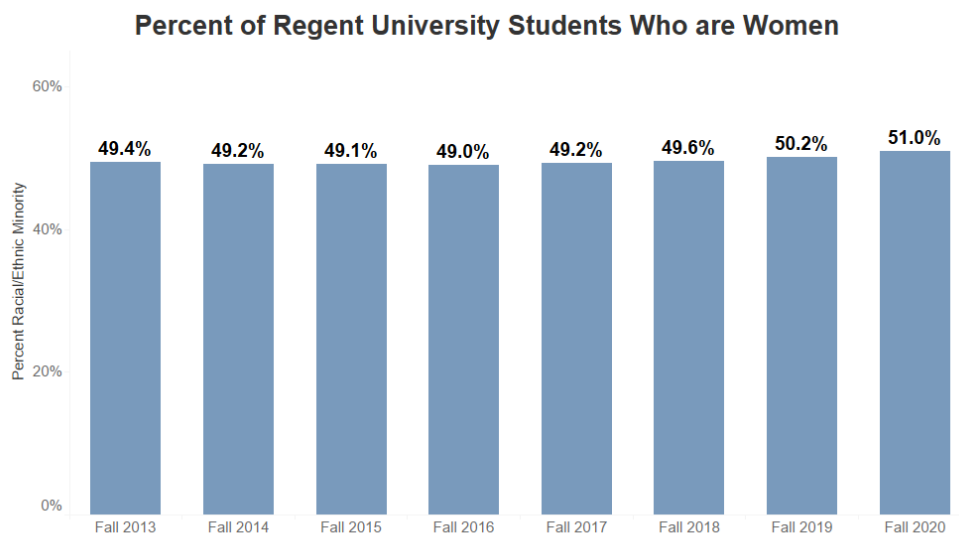
- Out-of-state students: Iowa State University had a one-year decrease of 4.5% in the number of enrolled students from outside the state of Iowa. The University of Iowa had a one-year increase of 2.1%, and the University of Northern Iowa had a decrease of 0.1% (see “Out-of-State Enrollment by Regent University” graphic below).



- Iowa Community College Transfer students: The number of transfers from Iowa's community colleges continued a general downward trend in Fall 2020. Most of the decline is likely attributed to significant declines in the number of students attending Iowa community colleges since 2013. From Fall 2019 to Fall 2020 fewer community college students transferred to a Regent university: Iowa State University (-75), the University of Iowa (-63), and the University of Northern Iowa (-46). See "Iowa Community College Transfers" graphic below.

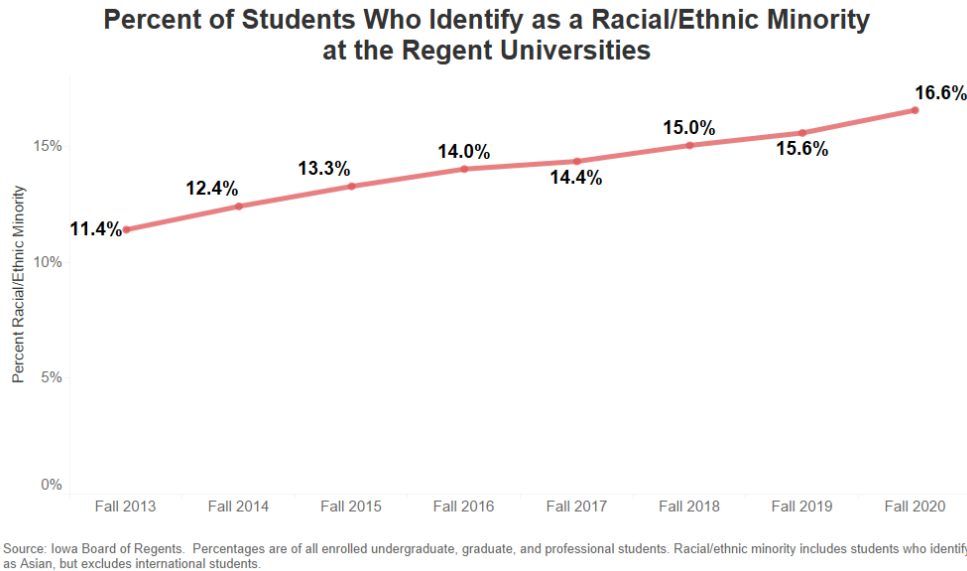


- Women: In Fall 2020 women comprised 51% of all students enrolled at the three public universities. The percentage of women varied by university with 54.5% at the University of Iowa, 44.5% at Iowa State University, and 61.4% at the University of Northern Iowa (see "Percent of Regent University Students Who are Women" graphic below).

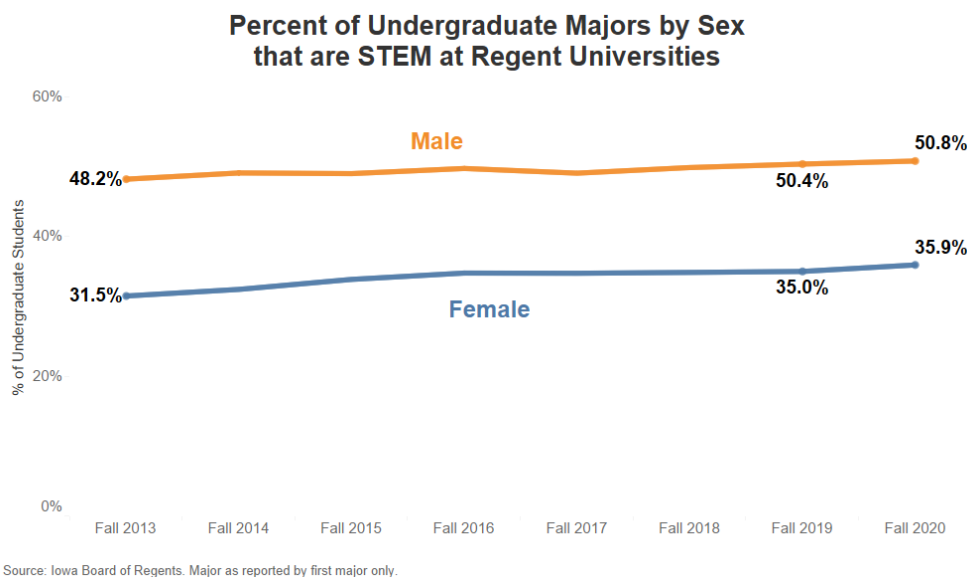


Source: Iowa Board of Regents. BOR follows the IPEDS convention of reporting sex as a binary.

- **Race/Ethnicity:** Students who identify as a racial or ethnic minority continue to grow as a percent of the total student population. Fall 2020 established the highest percentage on record (16.6%) of racial/ethnic minority students enrolled at the three public universities (see “Percent of Students Who Identify as a Racial/Ethnic Minority” graphic below).

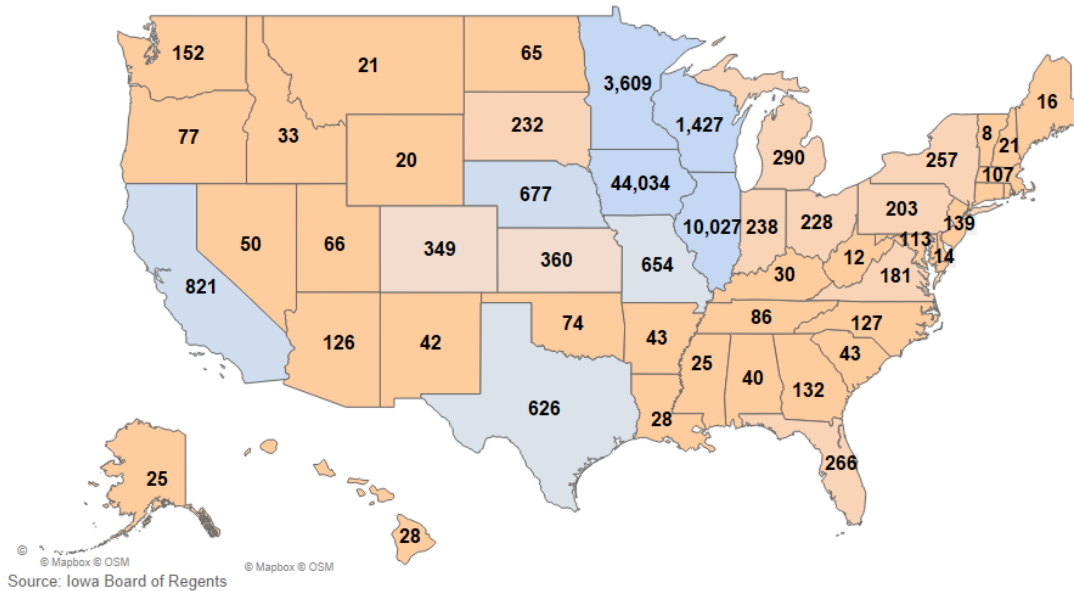


- **STEM majors:** The percentage of students majoring in Science, Technology, Engineering and Mathematics (STEM) at Iowa’s public universities has grown over the past eight years. That growth is evident for both male and female students, though the gap between the two has only narrowed slightly (see “Total Regent STEM Majors by Education Level” graphic below).



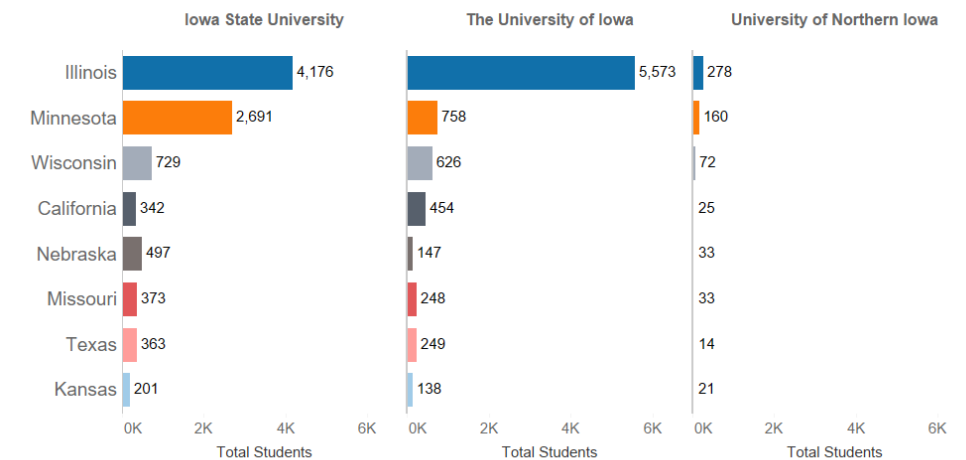
- State of origin: Residents from all 50 states come to Iowa to enroll in Iowa's public universities. Illinois and Minnesota contributed the most students with 10,027 and 3,609 in Fall 2020, respectively (see "Student State of Origin for Regent University Students" graphic below).

State of Origin for Regent University Students
Fall 2020



The number and distribution of students from outside of Iowa differ by Regent university. For example, the University of Iowa has the largest number of students from Illinois and California, while Iowa State University enrolls the most students from Minnesota, Wisconsin and Nebraska.

Top States of Origin for Out-of-State Regent University Students
Fall 2020

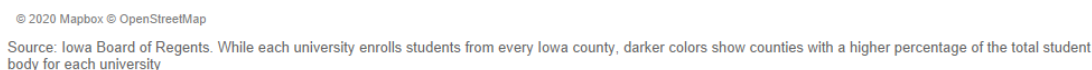


- County of Origin for Iowa Residents at a Regent University**
Fall 2020



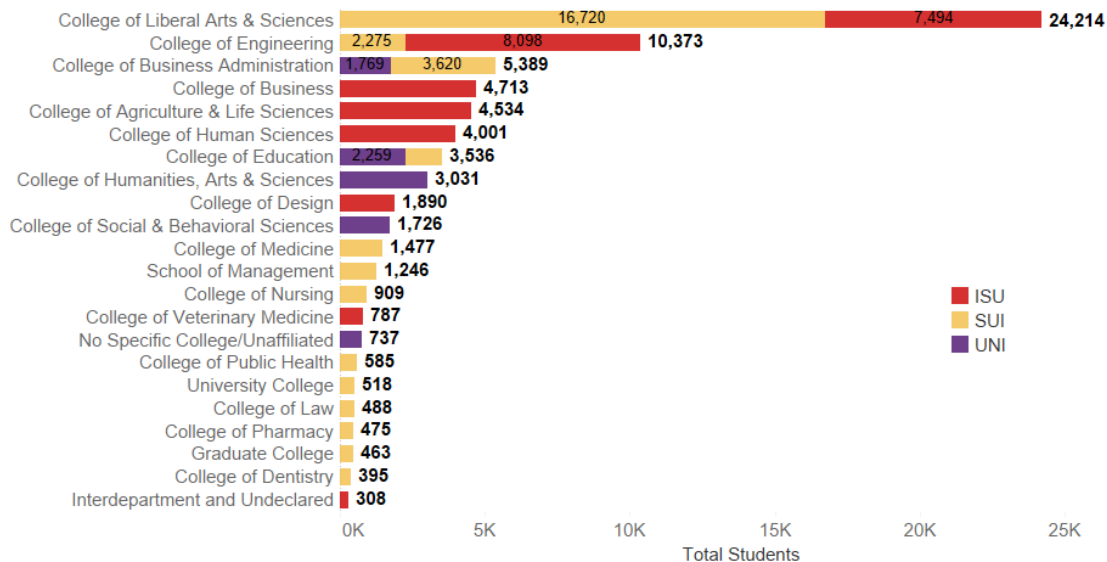
- County of Origin for Iowa Residents by Regent University**
Fall 2020

University of Northern Iowa



- Top university college enrollment: The table below shows the academic colleges with the highest enrollment across the three Regent universities. The top five are Arts & Sciences, Engineering, Business, Agriculture and Education (Education at Iowa State is within the College of Human Sciences).

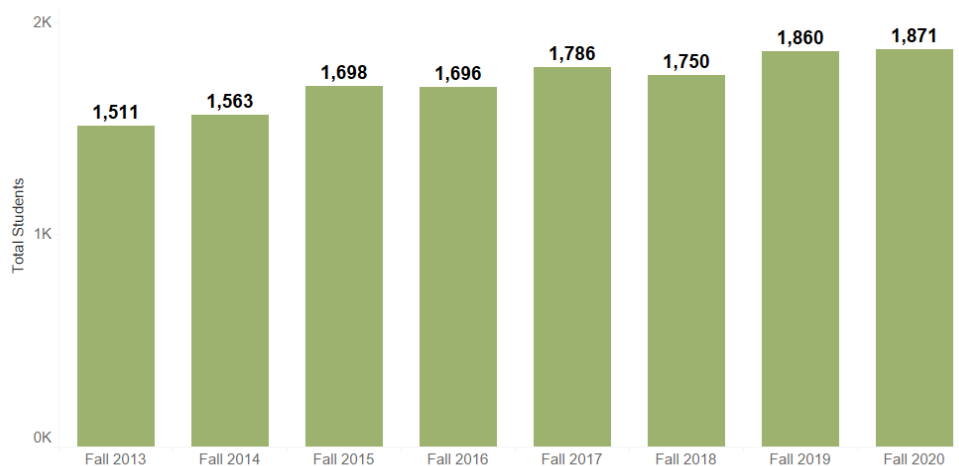
Total Enrollment by Academic College and Regent University
Fall 2020



Source: Iowa Board of Regents. The School of Education at Iowa State University is part of the College of Human Sciences

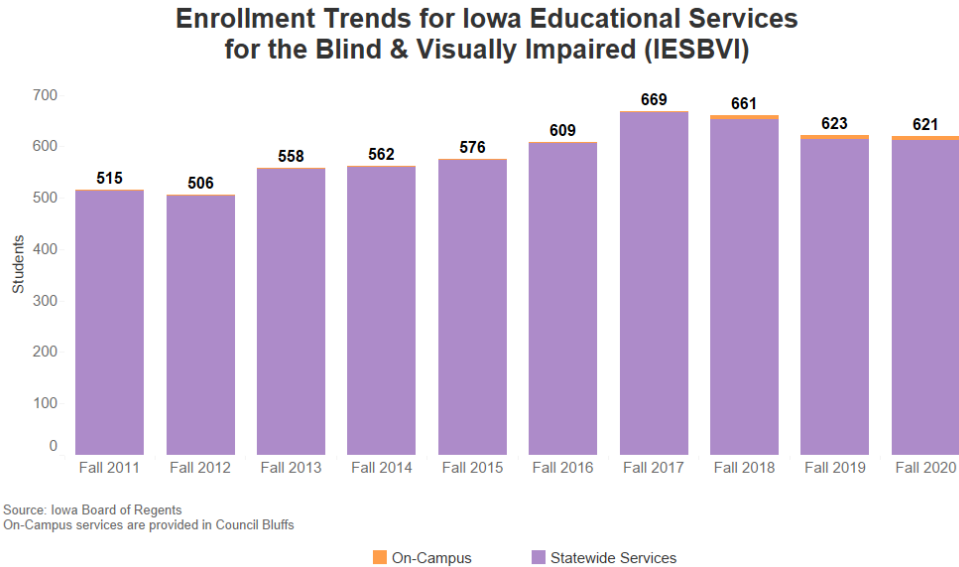
- Veterans: In Fall 2020, the number of veterans who enrolled at the public universities increased by 11 students (see “Veterans Enrolled at Regent Universities” below).

Veterans Enrolled at the Regent Universities
Student Headcounts

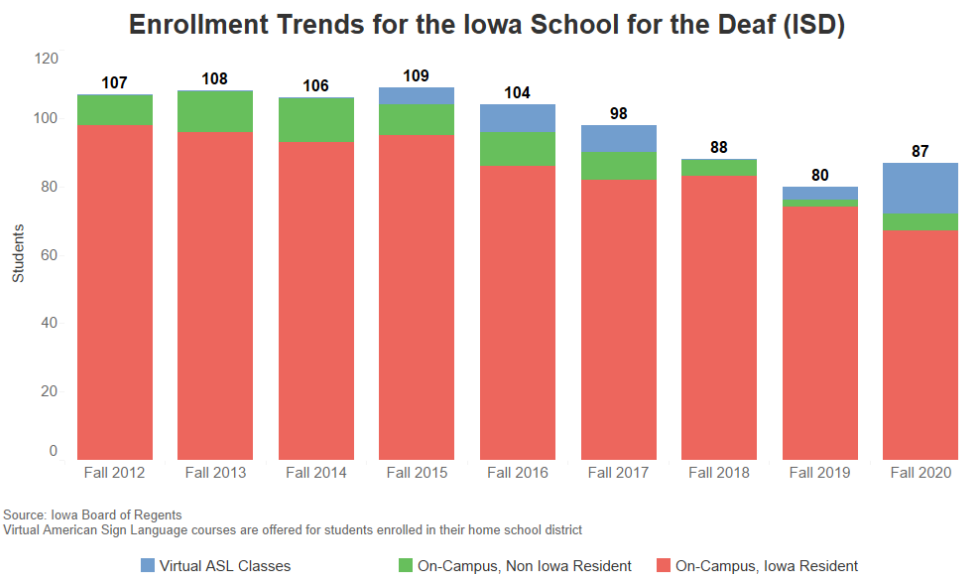


Source: Iowa Board of Regents. Headcounts include veterans both with and without benefits. Headcounts do not include post-doctoral scholars or medical residents.

Special Schools: From Fall 2019 to Fall 2020, the number of students served by the Iowa Educational Services for the Blind and Visually Impaired (IESBVI) declined by two students.



The Iowa School for the Deaf (ISD) saw an increase of seven students served over the last year. Most of this growth stemmed from increases in virtual American Sign Language (ASL) classes (see “Enrollment Trends for the Iowa School for the Deaf” below).



INSTITUTIONAL HIGHLIGHTS

UNIVERSITY OF IOWA

- The University of Iowa's fall enrollment is 30,448 which includes 22,405 undergraduate students, 6,170 graduate students, and 1,873 professional students.
- In fall 2020, the University of Iowa enrolled 4,530 new first-year undergraduate students, which represents a 9.15% decrease over fall 2019. The quality of the first-year undergraduate class continues to be strong as evidenced by an average high school GPA of 3.78, and an average ACT score of 25.6.
- Of the first-year undergraduate class, 21.2% (961) identify as a racial/ethnic minority (African American, Asian, Latinx, Native American, Native Hawaiian or Other Pacific Islander, Multiple Ethnicities) and 21.4% (971) are first-generation students.
- 57.7% of the first-year undergraduate class are Iowa residents (2,612). Overall, 59.7% of the university's total enrollment are resident students (18,186).
- The first-year undergraduate class includes students from 95 Iowa counties, 44 states plus students from Washington D.C., Puerto Rico, and bases for the U.S. Armed Forces, and 20 countries (including the U.S.).
- Total international student enrollment is 1,791 (5.9% of total enrollment), including 826 undergraduate students, 916 graduate students, and 49 professional students.
- In summary, this year's first-year class represents the university's continuing commitment to serving the state of Iowa by encouraging and promoting the enrollment of resident students while also being an attractive option for non-resident students. The university continues its long-standing commitment to making progress on first-year retention, timely degree completion, and the diversity of our student body through implementation of the 2016-2021 strategic plan, coordinated recruitment efforts, and a variety of student success, academic support, and first-year programs.

INSTITUTIONAL HIGHLIGHTS

IOWA STATE UNIVERSITY

Iowa State University's Fall 2020 enrollment is 31,825 and includes a diverse and academically strong class of 5,071 first-year students with a record GPA of 3.71 and 17.2% U.S. multicultural students. Overall, enrollment is down 1,544 students from the university's enrollment of 33,391 in fall 2019, but this was expected due to the COVID-19 pandemic and changes in the nation's demographics. Despite the decrease, enrollment remains strong at Iowa State.

The student body represents all 99 Iowa counties, all 50 U.S. states, and 109 countries. Enrollment of Iowa residents is a point of pride for Iowa State University. Overall, 17,911 Iowans attend ISU, which comprises 56.3 percent of the total student body. Of the 26,846 undergraduates, 16,398 are Iowans, which comprises 61 percent of the undergraduate population. Iowa State is proud to remain the top choice for more Iowans than any other school in the world.

A few points of pride this year include:

- Iowa State's one-year retention rate set a record this fall with 88.5 percent of first-year students returning for a second year. Amid the pandemic, the retention rate is a testament to Iowa State's commitment to students and is reflective of the students' resiliency.
- The university set a record 74.7 percent for the six-year graduation rate. Iowa State outperforms the national average by 20 percent, with the average Iowa State student taking 4.4 years to complete their degree.
- The student body is more diverse than ever before, with 16.1 percent of the total student body identifying as multicultural; moreover, 15.5 percent of all undergraduates identify as multicultural, and 17.2% of first-year students identify as multicultural, all of which are record numbers for the university. Iowa State is very proud to offer a welcoming, inclusive, and diverse environment for the students.
- Iowa State's incoming class set a record for average high school GPA (3.71), which is very encouraging, as research has shown that high school GPA is the best indicator of college completion at Iowa State.
- Enrollment in Veterinary Medicine has reached a record 627 students. As the nation's first public veterinary school, Iowa State takes pride in its heritage and in the opportunity to shape the future of veterinary professional practice, education, research, and service.

Fall 2020 enrollment by college:

- Agriculture and Life Sciences: 4,534
- Business: 4,713
- Design: 1,890
- Engineering: 8,098
- Human Sciences: 4,001
- Liberal Arts and Sciences: 7,494
- Veterinary Medicine: 627 professional, 160 graduates
- Interdepartmental Units and Graduate Undeclared: 308
- Total Enrollment: 31,825

INSTITUTIONAL HIGHLIGHTS

UNIVERSITY OF NORTHERN IOWA

The University of Northern Iowa's fall enrollment is 9,522, which includes 8,304 undergraduate students and 1,218 graduate students. This is a decrease of 975 students, approximately 38% of which is in the category of part-time, non-degree seeking students. As such, the percentage of degree-seeking students on UNI's campus increased from 94.9% in fall 2019 to 98.4% in fall 2020.

- UNI's incoming freshman cohort of 1,482 is slightly (1.2%) larger than the previous year's entering class (1,465). This cohort is comprised of 145 (9.8%) non-resident students, an increase over last year's total of 105 (7.2%).
- UNI's incoming transfer cohort of 692 decreased by 4.8% as compared to the previous year (727). However, the number of non-resident students in this cohort increased from 47 students (6.5% of the total) in fall 2019 to 76 students (11.0% of the total) in fall 2020.
- UNI's fall 2020 entering cohort is more diverse than any previous class in terms of race and ethnicity. 12.1% of students in the fall 2020 freshman class (180/1482) and 18.1% of students in the incoming transfer class (125/692) identify as a member of a racial or ethnic minority group, an increase from 9.6% (140/1465) and 15.5% (113/727) in fall 2019.
- 88.8% of UNI students are Iowa residents, and they represent all 99 Iowa counties and 40 other U.S. states.
- 350 international students are enrolled at UNI this fall, representing 65 different countries and including 190 undergraduates and 160 graduates. This is a decrease of 9.1% (35) in our international student enrollment as compared to fall 2019.
- The retention rate for last fall's new first-time, full-time freshman cohort is 85.5%, near an all-time high and well above the average retention rate for full-time public universities (74.1%), our Carnegie peers (73.3%), and our institutional peers (77.6%).

UNI's fall 2020 students are resilient, having enrolled in the midst of school closures and financial hardships resulting from the COVID-19 pandemic. Our work ahead will focus on growing enrollment while continuing progress in areas consistent with our mission and strategic plan, including student access, success, diversity, and inclusion.